

NOTES: UNLESS OTHERWISE SPECIFIED

1. DUST PLUGS ARE PROVIDED INSTALLED.
2. DIMENSIONS ARE IN INCHES.
3. ADAPTERS IDENTIFIED #1 THRU #8 ON PANEL
4. THE "X" IN THE PART NUMBER 'HDFP-MPA96XY' DESIGNATES THE ADAPTER COLOR.
5. THE "Y" IN THE PART NUMBER "HDFP-MPA96XY" DESIGNATES A SLEEVE KEYWAY ORIENTATION. (EXAMPLE: "A" INDICATES AN OPPOSED SLEEVE REQUIRED IN THE MPO ADAPTER.)

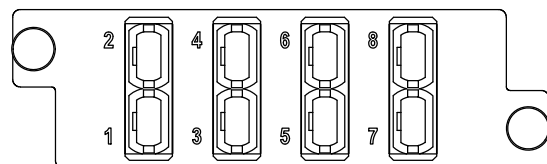
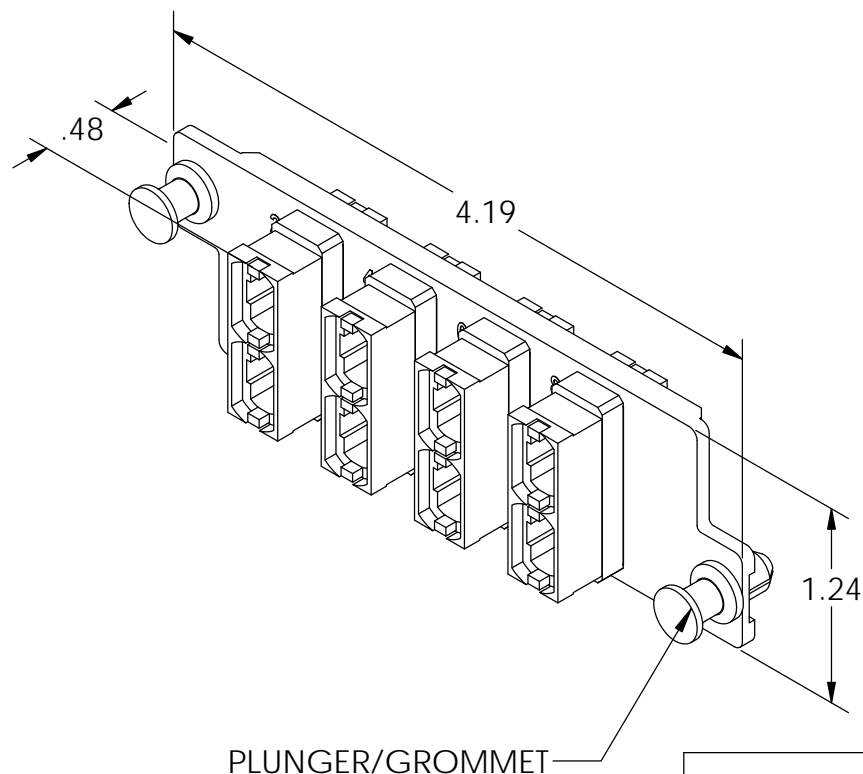
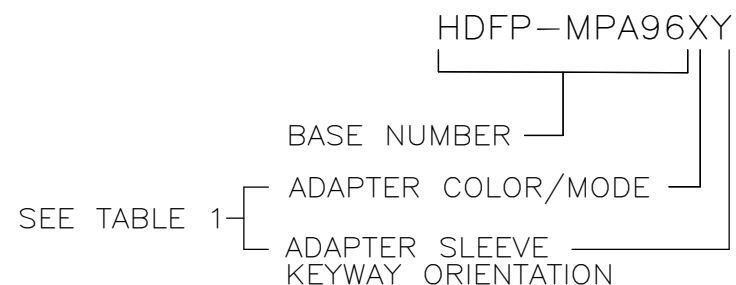


TABLE 1

'X'	ADAPTER COLOR	'Y' *	KEY ORIENTATION
C	GREEN	A	OPPOSED
E	GRAY	D	ALIGNED
L	AQUA	A	OPPOSED
M	BEIGE	A	OPPOSED

* SEE NOTE 5



PART NUMBER LEGEND

*** NOTICE ***
THIS DOCUMENT CONTAINS CONFIDENTIAL AND/OR PROPRIETARY INFORMATION INTENDED FOR USE ONLY BY THE INDIVIDUAL(S) PROVIDED. NEITHER THIS DOCUMENT, NOR ANY INFORMATION CONTAINED HEREIN, MAY BE COPIED, DISTRIBUTED, DISCLOSED TO ANY THIRD PARTY OR USED IN ANY MANNER OTHER THAN FOR WHICH IT HAS BEEN PROVIDED, WITHOUT THE PRIOR WRITTEN CONSENT OF LEGRAND, INC. MANUFACTURING RELEASE, PRODUCT SPECIFICATIONS AND STANDARDS ARE SUBJECT TO CHANGE WITHOUT NOTICE.



WWW.LEGRAND.US

TITLE

PANEL ASSY, H. D., 8/MPO

	NAME	DATE	SIZE	CAD FILE	DWG. NO.	REV
DWN	AJ	06/19/2018	A	HDFPMPA96XYC	HDFP-MPA96XY	00
CHK	DMS	6/19/2018				
APPR	RH	6/19/2018				
			SCALE	1:1	WEIGHT	SHEET
						1 OF 1