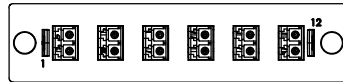


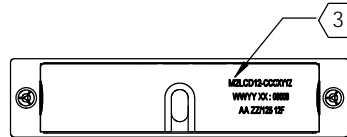
NOTES

1. OPTICAL PERFORMANCE CHARACTERISTICS SHALL BE IN ACCORDANCE WITH SPECIFICATION 71800079C.
2. EXTERNAL PORTS OF THE ADAPTERS HAVE PROTECTIVE DUST CAPS INSTALLED.
3. ASSEMBLY IDENTIFICATION LABEL SHALL CONTAIN ASSY PART NUMBER, DATE CODE (WWYY=WEEK YEAR), LOCATION CODE (XX), SERIAL NUMBER, "AA", "ZZ/125", & "12F" (USE TABLE 1 FOR "AA" & "ZZ").
4. THE "CCC" SUFFIX IN THE PART NUMBER DESIGNATES THE CORE SIZE OF FIBER.
5. THE CASSETTE HOUSING IS BLACK ABS/PC. THE COVER IS CLEAR PC.
6. ALL DIMENSIONS ARE IN INCHES.
7. INTERNAL FIBER IS LOOSE FIBER.

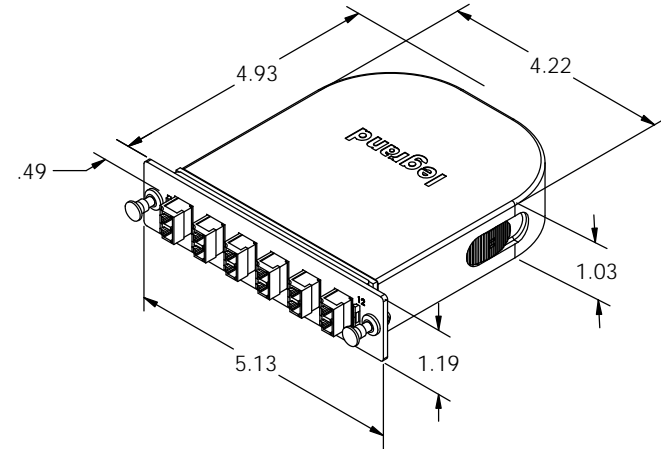
⬡ DENOTES NOTE REFERENCE.



PORT LAYOUT
(FRONT)



REAR LAYOUT
(REAR)



FIBER COLOR BY PORT,
POLARITY "YY" = A1

HARNESS 1

PORT #	COLOR
1	BLUE
2	ORANGE
3	GREEN
4	BROWN
5	SLATE
6	WHITE
7	RED
8	BLACK
9	YELLOW
10	VIOLET
11	ROSE
12	AQUA

FIBER TYPE

"CCC"	TYPE	"X"	TIER
09	SM 9/125 (OS2)	1	1
09A	SM 9/125 (OS2)	1	1
50E	MM 50/125 (4.9 GHz- km)	1	1
		2	2
		3	3

TABLE 1 Ⓝ Ⓞ

"CCC"	"AA"	"ZZ"	LC COLOR	POLISH
09	SM	9	BLUE	UPC
09A	SM	9	GREEN	APC
50E	MM	50	AQUA	PC

*** NOTICE *** THIS DOCUMENT CONTAINS CONFIDENTIAL AND/OR PROPRIETARY INFORMATION INTENDED FOR USE ONLY BY THE INDIVIDUAL(S) PROVIDED. NEITHER THIS DOCUMENT, NOR ANY INFORMATION CONTAINED HEREIN, MAY BE COPIED, DISTRIBUTED, DISCLOSED TO ANY THIRD PARTY OR USED IN ANY MANNER OTHER THAN FOR WHICH IT HAS BEEN PROVIDED, WITHOUT THE PRIOR WRITTEN CONSENT OF LEGRAND, INC. MANUFACTURING RELEASE. PRODUCT SPECIFICATIONS AND STANDARDS ARE SUBJECT TO CHANGE WITHOUT NOTICE.			legrand® WWW.LEGRAND.US		
TITLE CASSETTE ASSY, M2, 12/F, LC DUPLEX, SPLICE			A		
NAME	DATE	SIZE	CAD FILE	DWG NO	REV
DWN	RJG	B	M2LCD12CCCCXYYS	M2LCD12-CCCXYYS	02
CHK	DMS	SCALE	1:2		SHEET
APPR	RH			1 OF 1	