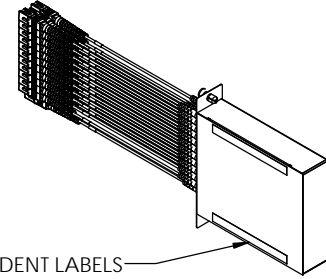
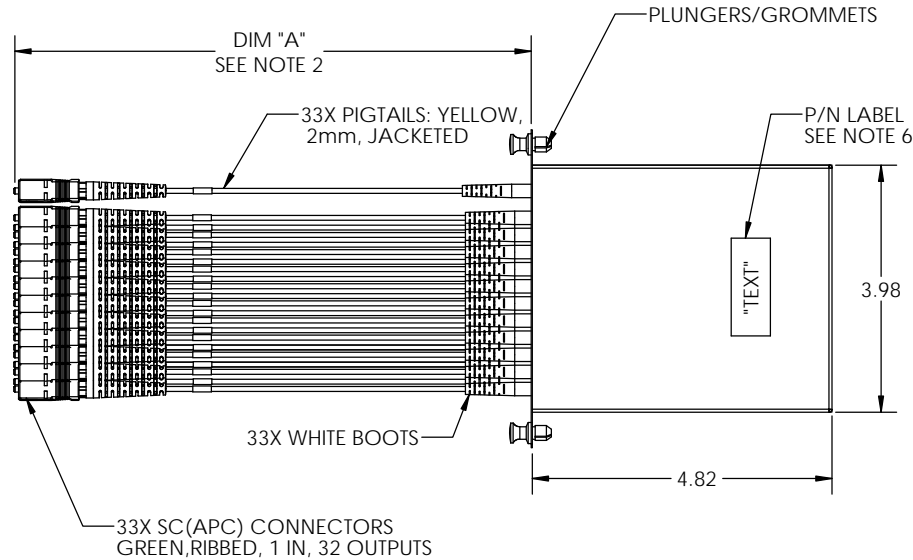
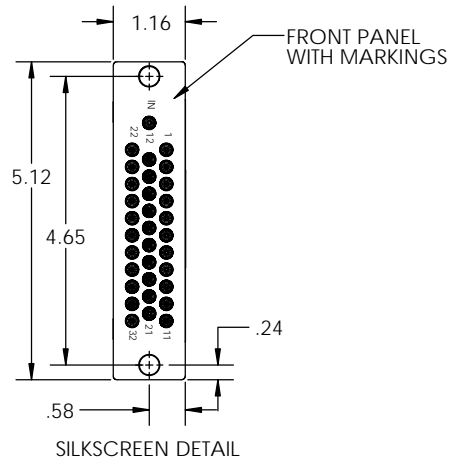


NOTES: UNLESS OTHERWISE SPECIFIED

1. PERFORMANCE SHALL BE IN ACCORDANCE WITH LEGRAND SPECIFICATION #71800076C.
2. THE "XM" PORTION OF THE PART NUMBER SHALL IDENTIFY THE OVERALL EXTERNAL PIGTAIL LENGTH OF THE ASSEMBLY. THE UNITS OF MEASURE ARE INDICATED BY THE CHARACTER IMMEDIATELY FOLLOWING THE "X" PORTION OF THE PART NUMBER (I.E., M=METERS, F=FEET, H='XM' +1/2 FOOT, S='X'+1/2 METER). LENGTH TOLERANCE IS $\pm .100$ METERS (± 3.95 IN.).
3. A LABEL SHOWING THE INSERTION LOSS, BY PORT, IS PROVIDED PACKAGED WITH CASSETTE.
4. THE CASSETTE BODY IS METAL PAINTED BLACK.
5. INPUT AND OUTPUT PIGTAILS HAVE LABELS FOR CHANNEL AND INPUT IDENTIFICATION.
6. EACH SPLITTER ASSEMBLY SHALL BE IDENTIFIED WITH "LEGRAND", A PART NUMBER, A 4 DIGIT MANUFACTURE DATE CODE (WWYY=WEEK YEAR), AND LOCATION CODE(XX).



2X TAMPER EVIDENT LABELS



*** NOTICE ***
THIS DOCUMENT CONTAINS
CONFIDENTIAL AND/OR PROPRIETARY
INFORMATION INTENDED FOR USE ONLY
BY THE INDIVIDUAL(S) PROVIDED.
NEITHER THIS DOCUMENT, NOR ANY
INFORMATION CONTAINED HEREIN, MAY
BE COPIED, DISTRIBUTED, DISCLOSED TO
ANY THIRD PARTY OR USED IN ANY
MANNER OTHER THAN FOR WHICH IT HAS
BEEN PROVIDED, WITHOUT THE PRIOR
WRITTEN CONSENT OF ORTRONICS, INC.



WWW.LEGRAND.US

TITLE
SPLITTER, 1X32 SC(APC), W/PIGTAILS

DWN	KO	8/17/2018	SIZE	CAD FILE	DWG NO	REV
CHK	DMS	8/20/2018	B	M2S1132SA09XMC	M2S1132SA09XM	00
APPR	RH	2/13/2019	SCALE	1:2	SHEET	1 OF 1