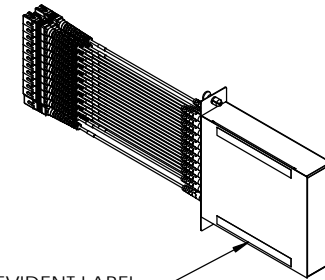
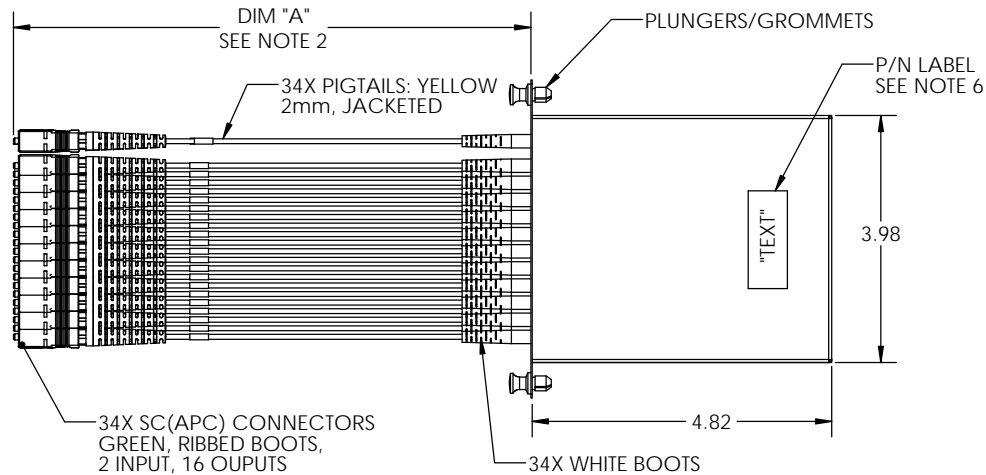
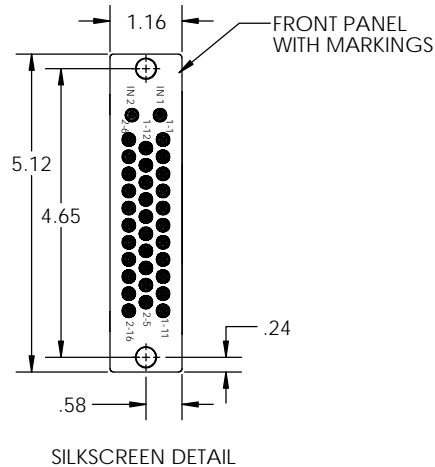


1. PERFORMANCE SHALL BE IN ACCORDANCE WITH LEGRAND SPECIFICATION #71800076C.
2. THE "XM" PORTION OF THE PART NUMBER SHALL IDENTIFY THE OVERALL EXTERNAL PIGTAIL LENGTH OF THE ASSEMBLY. THE UNITS OF MEASURE ARE INDICATED BY THE CHARACTER IMMEDIATELY FOLLOWING THE "X" PORTION OF THE PART NUMBER (I.E., M=METERS, F=FEET, H="XM" +1/2 FOOT, S="X" +1/2 METER). LENGTH TOLERANCE IS $\pm .100$ METERS (± 3.95 IN.).
3. A LABEL SHOWING THE INSERTION LOSS, BY PORT, IS PROVIDED PACKAGED WITH CASSETTE.
4. THE CASSETTE BODY IS METAL PAINTED BLACK.
5. INPUT AND OUTPUT PIGTAILS HAVE LABELS FOR CHANNEL AND INPUT IDENTIFICATION.
6. EACH SPLITTER ASSEMBLY SHALL BE IDENTIFIED WITH "LEGRAND", A PART NUMBER, A 4 DIGIT MANUFACTURE DATE CODE (WWYY=WEEK YEAR), AND LOCATION CODE (XX).



2X TAMPER EVIDENT LABEL



*** NOTICE ***
THIS DOCUMENT CONTAINS CONFIDENTIAL
AND/OR PROPRIETARY INFORMATION INTENDED
FOR USE ONLY BY THE INDIVIDUAL(S) PROVIDED.
NEITHER THIS DOCUMENT, NOR ANY
INFORMATION CONTAINED HEREIN, MAY BE
COPIED, DISTRIBUTED, DISCLOSED TO ANY THIRD
PARTY OR USED IN ANY MANNER OTHER THAN
FOR WHICH IT HAS BEEN PROVIDED, WITHOUT
THE PRIOR WRITTEN CONSENT OF ORIONTICS,
INC. MANUFACTURING RELEASE, PRODUCT
SPECIFICATIONS AND STANDARDS ARE SUBJECT
TO CHANGE WITHOUT NOTICE.



WWW.LEGRAND.US

TITLE	SPLITTER, DUAL 1X16 SC (APC), W/PIGTAILS
-------	--

	NAME	DATE	SIZE	CAD FILE	DWG NO	REV
DWN	KO	8/17/2018	B	M2S1216SA09XMC	M2S1216SA09XM	00
CHK	DMS	8/20/2018				
APPR	RH	2/13/2019	SCALE	1:2	WEIGHT	SHEET 1 OF 1