

4

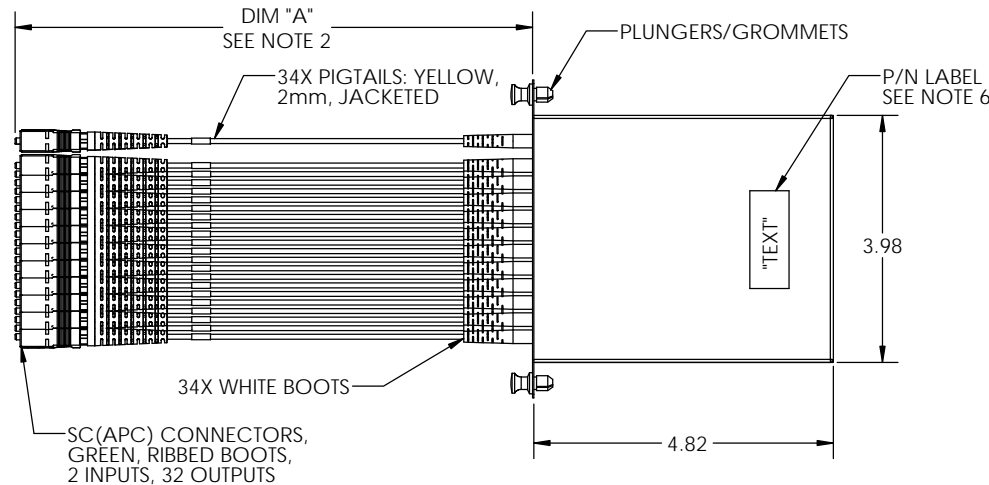
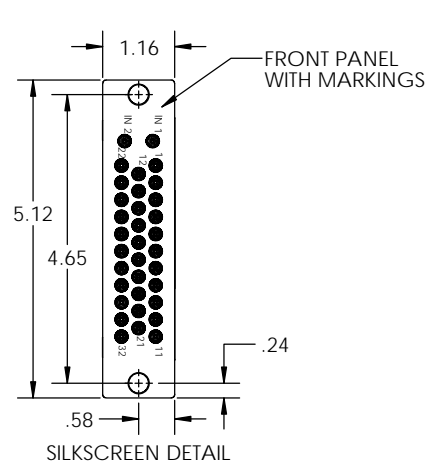
3

2

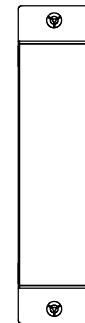
1

NOTES: UNLESS OTHERWISE SPECIFIED

1. PERFORMANCE SHALL BE IN ACCORDANCE WITH LEGRAND SPECIFICATION #71800076C.
2. THE "XM" PORTION OF THE PART NUMBER SHALL IDENTIFY THE OVERALL EXTERNAL PIGTAIL LENGTH OF THE ASSEMBLY. THE UNITS OF MEASURE ARE INDICATED BY THE CHARACTER IMMEDIATELY FOLLOWING THE "X" PORTION OF THE PART NUMBER (I.E., M=METERS, F=FEET, H="XM" +1/2 FOOT, S="X"+1/2 METER). LENGTH TOLERANCE IS $\pm .100$ METERS (± 3.95 IN.).
3. A LABEL SHOWING THE INSERTION LOSS, BY PORT, IS PROVIDED PACKAGED WITH CASSETTE.
4. THE CASSETTE BODY IS METAL PAINTED BLACK.
5. INPUT AND OUTPUT PIGTAILS HAVE LABELS FOR CHANNEL AND INPUT IDENTIFICATION.
6. EACH SPLITTER ASSEMBLY SHALL BE IDENTIFIED WITH "LEGRAND", A PART NUMBER, A 4 DIGIT MANUFACTURE DATE CODE (WWYY=WEEK YEAR), AND LOCATION CODE (XX).



2X TAMPER EVIDENT LABELS



*** NOTICE ***
THIS DOCUMENT CONTAINS CONFIDENTIAL AND/OR PROPRIETARY INFORMATION INTENDED FOR USE ONLY BY THE INDIVIDUAL(S) PROVIDED. NEITHER THIS DOCUMENT, NOR ANY INFORMATION CONTAINED HEREIN, MAY BE COPIED, DISTRIBUTED, DISCLOSED TO ANY THIRD PARTY OR USED IN ANY MANNER OTHER THAN FOR WHICH IT HAS BEEN PROVIDED, WITHOUT THE PRIOR WRITTEN CONSENT OF ORTRONICS, INC. MANUFACTURING RELEASE. PRODUCT SPECIFICATIONS AND STANDARDS ARE SUBJECT TO CHANGE WITHOUT NOTICE.

legrand®

WWW.LEGRAND.US

TITLE

SPLITTER, 2X32 SC (APC), W/PIGTAILS

	NAME	DATE
DWN	KO	8/17/2018
CHK	DMS	8/20/2018
APPR	RH	2/13/2019

SIZE	CAD FILE	DWG NO	REV
B	M2S2132SA09XMC	M2S2132SA09XM	00
SCALE	1:2	WEIGHT	SHEET 1 OF 1