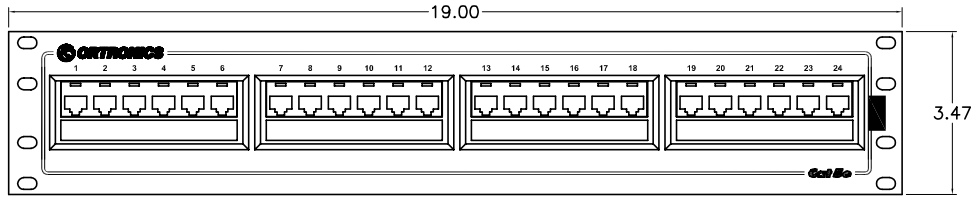
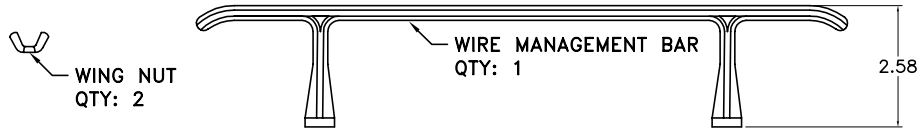
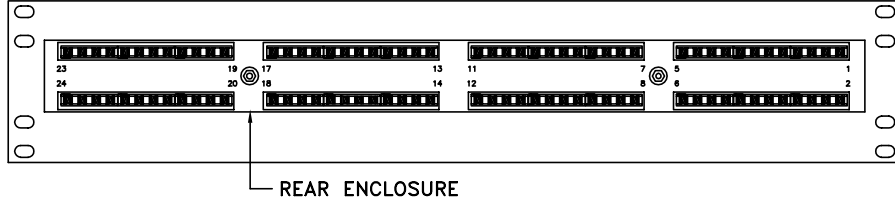


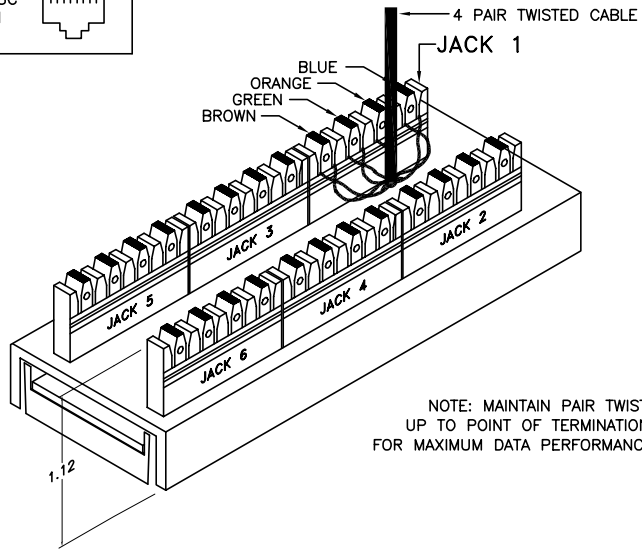
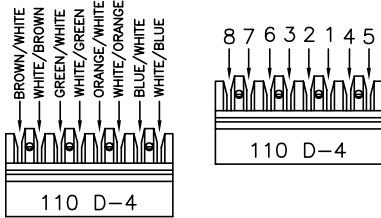
FRONT VIEW



REAR VIEW



110 D-4 CONNECTOR COLOR CODE	STATION CABLE COLOR CODE	RJ45 8P8C WIRING T568B	RJ45 8P8C PIN #s
WHITE/BLUE	WHITE/BLUE	5	1
BLUE/WHITE	BLUE/WHITE	4	8
WHITE/ORANGE	WHITE/ORANGE	1	
ORANGE/WHITE	ORANGE/WHITE	2	
WHITE/GREEN	WHITE/GREEN	3	
GREEN/WHITE	GREEN/WHITE	6	
WHITE/BROWN	WHITE/BROWN	7	
BROWN/WHITE	BROWN/WHITE	8	



NOTE: MAINTAIN PAIR TWIST UP TO POINT OF TERMINATION, FOR MAXIMUM DATA PERFORMANCE.

\*\*\* NOTICE \*\*\*

THIS DOCUMENT CONTAINS CONFIDENTIAL AND/OR PROPRIETARY INFORMATION INTENDED FOR USE ONLY BY THE INDIVIDUAL(S) SPECIFIED HEREIN AND ONLY FOR THE PURPOSE(S) PROVIDED. NEITHER THIS DOCUMENT, NOR ANY INFORMATION CONTAINED HEREIN, MAY BE COPIED, DISTRIBUTED, DISCLOSED TO ANY THIRD PARTY OR USED IN ANY MANNER OTHER THAN FOR WHICH IT HAS BEEN PROVIDED, WITHOUT THE PRIOR WRITTEN CONSENT OF ORTRONICS, INC.



DWN.BY:	R. NERS	DATE	5-5-97
CHK.BY:			
APP.BY:			

TITLE			
24 PORT, 8/8, 110, 6 PORT, 568B, CAT5e 3.5 x 19 x 1.12			
SIZE	CAD FILE	PART NUMBER	REV
A	851004904C	OR-851004904	05
SCALE	DATE	SHEET	
NONE	10/22/02	1 OF 1	