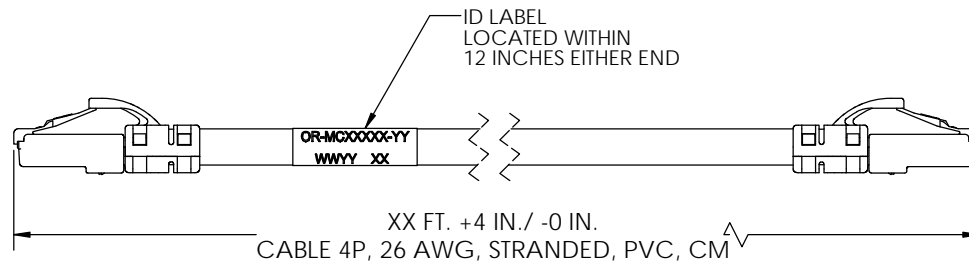

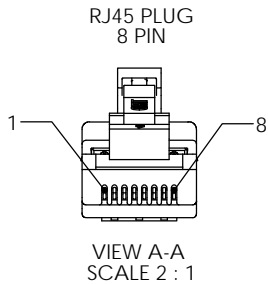


4 3 2 1



WIRE MAP			
8P8C PIN #	WIRE COLOR	8P8C PIN #	568B PAIRING
5	WHT/BLU	5	1
4	BLU	4	
1	WHT/ORG	1	2
2	ORG	2	
3	WHT/GRN	3	3
6	GRN	6	
7	WHT/BRN	7	4
8	BRN	8	

NOTE: XX=LENGTH IN FEET	
PART NO. MC6AXX-YY	LENGTH
MC6A03-YY	3
MC6A05-YY	5
MC6A07-YY	7
MC6A09-YY	9
MC6A15-YY	15
MC6A20-YY	20
MC6A25-YY	25

NOTE: YY=COLOR	
-YY	COLOR
-02	RED
-03	ORANGE
-04	YELLOW
-05	GREEN
-06	BLUE
-08	GRAY
-09	WHITE

ONLY STANDARD COLORS SHOWN.

LENGTHS AVAILABLE IN 1 FOOT INCREMENTS.  
STANDARD LENGTHS SHOWN.

\*\*\* NOTICE \*\*\*  
THIS DOCUMENT CONTAINS  
CONFIDENTIAL AND/OR PROPRIETARY  
INFORMATION INTENDED FOR USE ONLY  
BY THE INDIVIDUAL(S) PROVIDED.  
NEITHER THIS DOCUMENT, NOR ANY  
INFORMATION CONTAINED HEREIN, MAY  
BE COPIED, DISTRIBUTED, DISCLOSED TO  
ANY THIRD PARTY OR USED IN ANY  
MANNER OTHER THAN FOR WHICH IT HAS  
BEEN PROVIDED, WITHOUT THE PRIOR  
WRITTEN CONSENT OF ORTRONICS, INC.



125 EUGENE O'NEILL DRIVE  
NEW LONDON, CT 06320  
TEL: 860-445-3800  
FAX: 860-405-2990  
WWW.ORTRONICS.COM

TITLE  
CORD, MOD, CLARITY, CAT 6A UTP,  
4P, 26G, ST, PVC

	NAME	DATE	SIZE	CAD FILE	DWG NO	REV
DWN	KC	10/17/2013	B	MC6AXXYC	OR-MC6AXX-YY	00
CHK	FR	10/17/2013	SCALE 1:1		SHEET 1 OF 1	
APPR	JJM	10/18/2013				

4 3 2 1

D

D

C

C

B

B

A

A