

NOTES:

1. THIS 12 FIBER BREAKOUT KIT CONSISTS OF:
  - (1) UNASSEMBLED COVER AND BASE,
  - (1) FIBER TERMINAL WITH FANNING TUBES,
  - (1) INSTRUCTION SHEET
2. FANNING TUBE ARRANGEMENT IN FIBER TERMINAL PER FIGURE 1 AND TABLE 1.
3. ALL DIMENSIONS IN INCHES

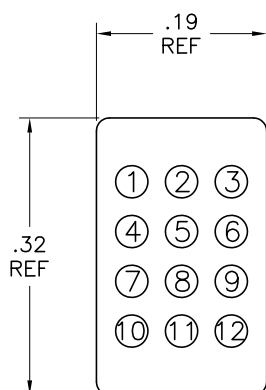
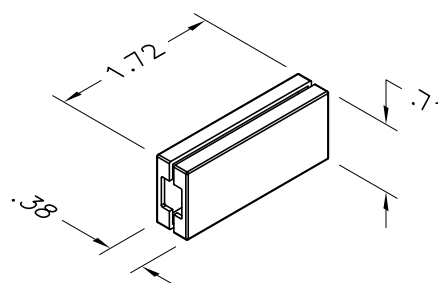
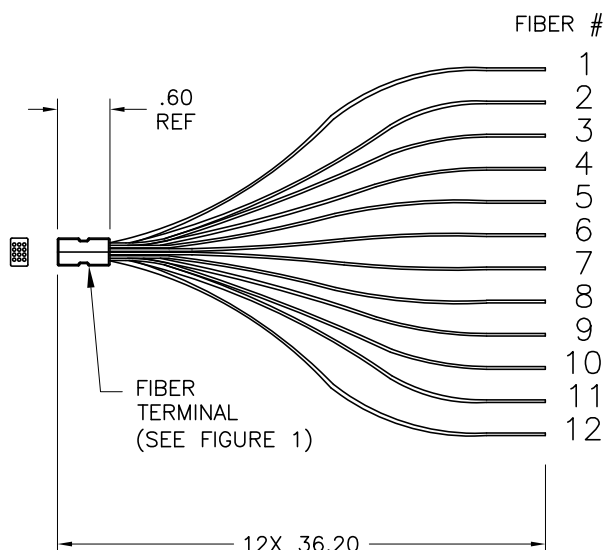


FIGURE 1

TUBE #	COLOR
1	BLUE
2	ORANGE
3	GREEN
4	BROWN
5	SLATE
6	WHITE
7	RED
8	BLACK
9	YELLOW
10	VIOLET
11	ROSE
12	AQUA

TABLE 1



BREAKOUT KIT,  
COVER & BASE

\*\*\* NOTICE \*\*\*  
THIS DOCUMENT CONTAINS CONFIDENTIAL AND/OR PROPRIETARY INFORMATION INTENDED FOR USE ONLY BY THE INDIVIDUAL(S) SPECIFIED HEREIN AND ONLY FOR THE PURPOSE(S) PROVIDED. NEITHER THIS DOCUMENT, NOR ANY INFORMATION CONTAINED HEREIN, MAY BE COPIED, DISTRIBUTED, DISCLOSED TO ANY THIRD PARTY OR USED IN ANY MANNER OTHER THAN FOR WHICH IT HAS BEEN PROVIDED, WITHOUT THE PRIOR WRITTEN CONSENT OF ORTRONICS, INC.



DWN.BY: RYNASKI DATE 5/2/06  
CHK.BY:  
APP.BY:

TITLE				
BREAKOUT KIT, 12 FIBER				
SIZE	CAD FILE	PART NUMBER	REV	
A	61500858C	OR-61500858	02	
SCALE	DATE	SHEET		
NONE	5/2/06	1 OF 1		