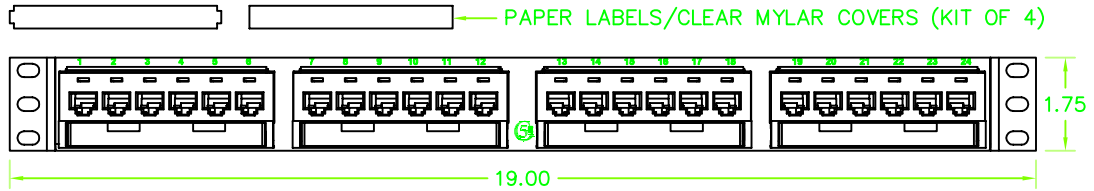
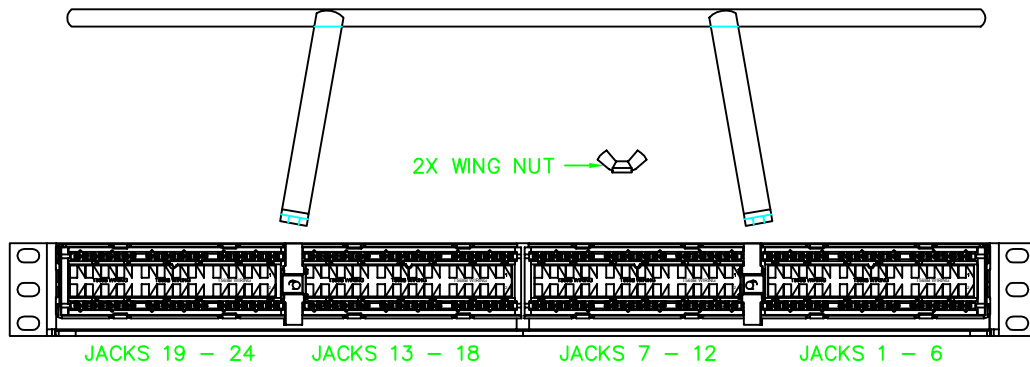


TOP VIEW



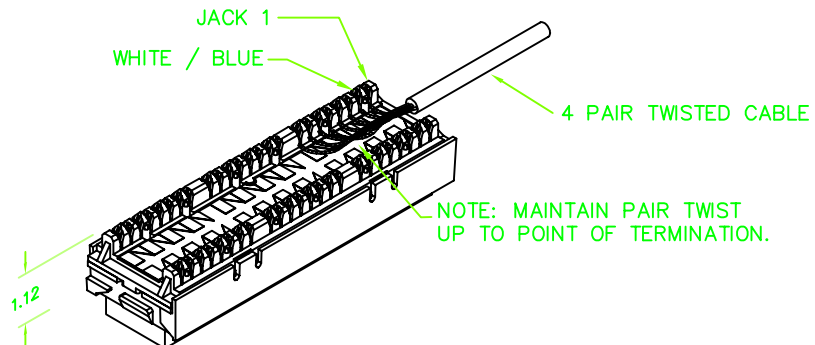
FRONT VIEW



REAR VIEW



KIT ALSO INCLUDES: INSTRUCTION SHEET, HOOK-LOOP AND MOUNTING SCREW KIT (NOT SHOWN)



*** NOTICE ***
THIS DOCUMENT CONTAINS CONFIDENTIAL AND/OR PROPRIETARY INFORMATION INTENDED FOR USE ONLY BY THE INDIVIDUAL(S) SPECIFIED HEREIN AND ONLY FOR THE PURPOSE(S) PROVIDED. NEITHER THIS DOCUMENT, NOR ANY INFORMATION CONTAINED HEREIN, MAY BE COPIED, DISTRIBUTED, DISCLOSED TO ANY THIRD PARTY OR USED IN ANY MANNER OTHER THAN FOR WHICH IT HAS BEEN PROVIDED, WITHOUT THE PRIOR WRITTEN CONSENT OF ORTRONICS, INC.



DWN.BY: S. LEVESQUE DATE: 10/14/03
CHK.BY: C. COLLELO 06/22/06
APP.BY: M. MARTICH 06/26/06

TITLE
24 PORT, 110/ANGLED PANEL, CAT 5E, CLARITY T568A/B, 8 POS., 1.75 x 1.82 x 19.00, HIGH DENSITY

SIZE A	CAD FILE PHA5E6U24C	PART NUMBER OR-PHA5E6U24	REV 04
SCALE NONE	REL DATE 03/23/12	SHEET 1 OF 1	