

NOTES:

1. THIS 6 FIBER BREAKOUT KIT CONSISTS OF:
  - (1) UNASSEMBLED COVER AND BASE,
  - (1) FIBER TERMINAL WITH FANNING TUBES,
  - (1) INSTRUCTION SHEET
2. FANNING TUBE ARRANGEMENT IN FIBER TERMINAL PER FIGURE 1 AND TABLE 1.
3. ALL DIMENSIONS IN INCHES

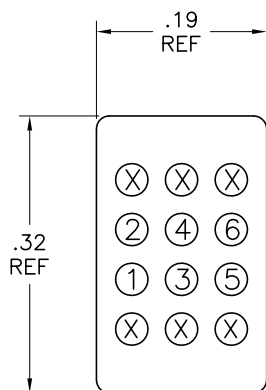
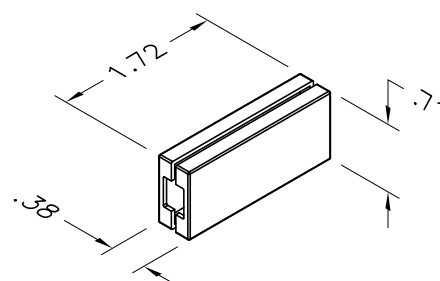
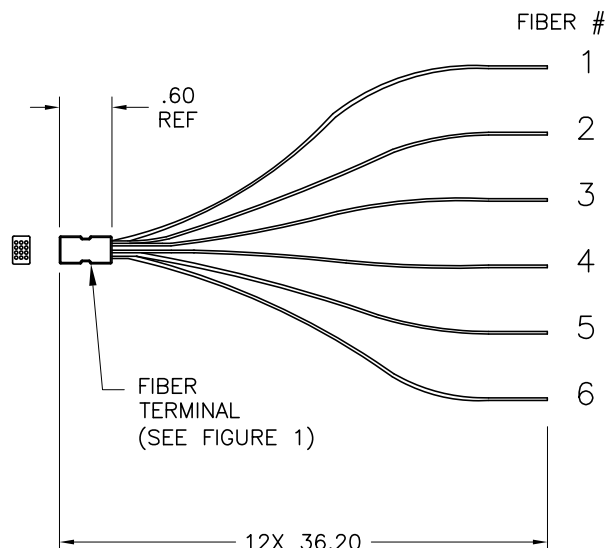


FIGURE 1  
(X = EMPTY)

TUBE #	COLOR
1	BLUE
2	ORANGE
3	GREEN
4	BROWN
5	SLATE
6	WHITE

TABLE 1



BREAKOUT KIT,  
COVER & BASE

\*\*\* NOTICE \*\*\*  
THIS DOCUMENT CONTAINS CONFIDENTIAL AND/OR PROPRIETARY INFORMATION INTENDED FOR USE ONLY BY THE INDIVIDUAL(S) SPECIFIED HEREIN AND ONLY FOR THE PURPOSE(S) PROVIDED. NEITHER THIS DOCUMENT, NOR ANY INFORMATION CONTAINED HEREIN, MAY BE COPIED, DISTRIBUTED, DISCLOSED TO ANY THIRD PARTY OR USED IN ANY MANNER OTHER THAN FOR WHICH IT HAS BEEN PROVIDED, WITHOUT THE PRIOR WRITTEN CONSENT OF ORTRONICS, INC.



DWN.BY: RYNASKI DATE 11/15/10  
CHK.BY:  
APP.BY:

TITLE				
BREAKOUT KIT, 6 FIBER				
SIZE	CAD FILE	PART NUMBER	REV	
A	61500868C	OR-61500868	01	
SCALE	NONE	DATE	11/15/10	SHEET 1 OF 1