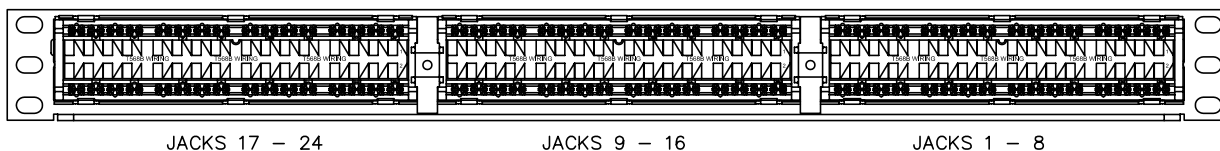
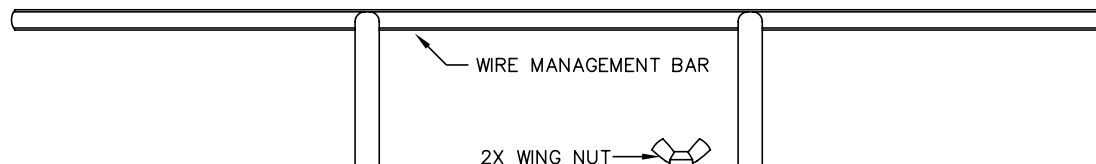
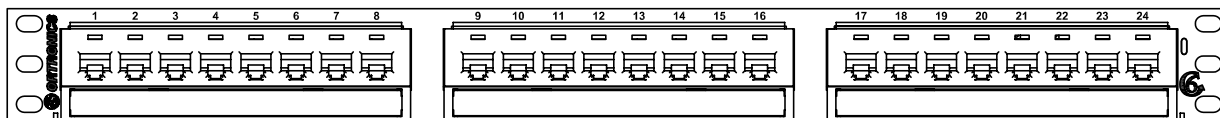
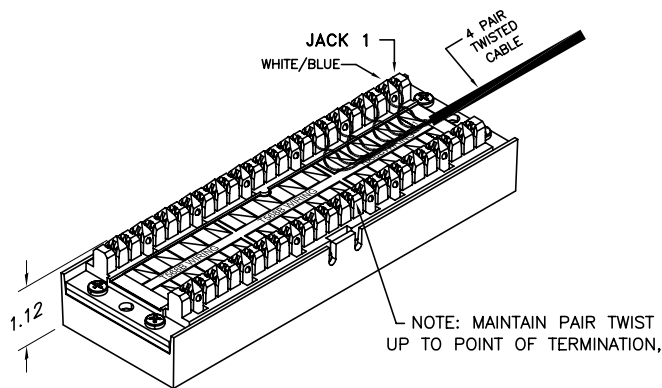




FRONT VIEW



REAR VIEW



KIT ALSO INCLUDES: INSTRUCTION SHEET, TIE WRAPS AND MOUNTING SCREW KIT (NOT SHOWN)

*** NOTICE ***
THIS DOCUMENT CONTAINS CONFIDENTIAL AND/OR PROPRIETARY INFORMATION INTENDED FOR USE ONLY BY THE INDIVIDUAL(S) SPECIFIED HEREIN AND ONLY FOR THE PURPOSE(S) PROVIDED. NEITHER THIS DOCUMENT, NOR ANY INFORMATION CONTAINED HEREIN, MAY BE COPIED, DISTRIBUTED, DISCLOSED TO ANY THIRD PARTY OR USED IN ANY MANNER OTHER THAN FOR WHICH IT HAS BEEN PROVIDED, WITHOUT THE PRIOR WRITTEN CONSENT OF ORTRONICS, INC.



DWN.BY:	Dbogue	DATE	01/03/02
CHK.BY:	S. LEVESQUE		03/24/06
APP.BY:	M. MARTICH		03/24/06

TITLE
24 PORT, 110/8 PORT PANEL, CAT6, CLARITY, T568A/B, 8 POS., 1.75"x19"x1.12", HIGH DENSITY

SIZE	CAD FILE	PART NUMBER	REV
A	PHD68U24C	PHD68U24	06
SCALE	REL DATE	SHEET	
NONE	02/20/07	1 OF 1	