

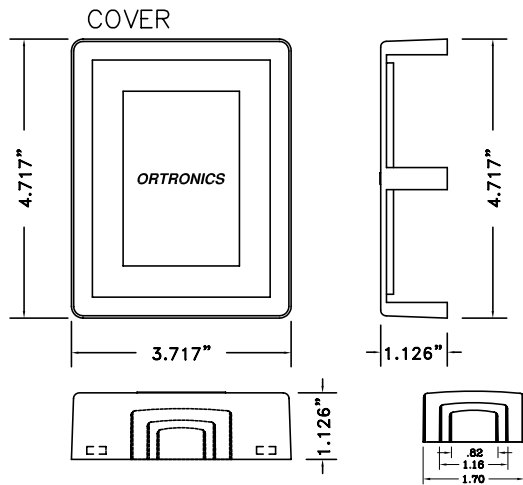


ORTRONICS®

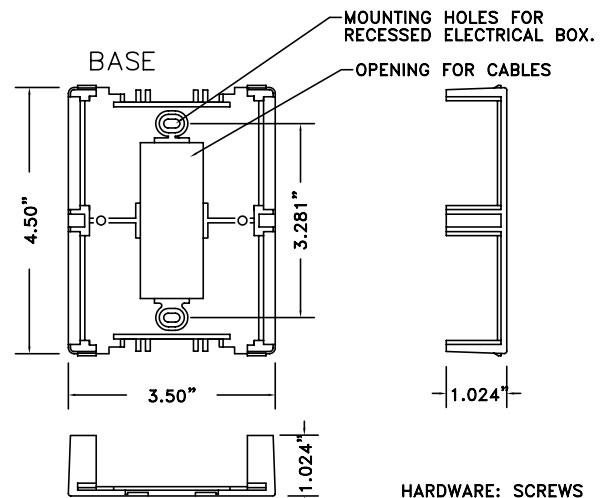
125 EUGENE O'NEILL DRIVE
NEW LONDON, CT 06320
TEL: 860-445-3800
FAX: 860-405-2990

TITLE

SERIES II QUAD SURFACE MOUNT BOX
PART# OR-40400031



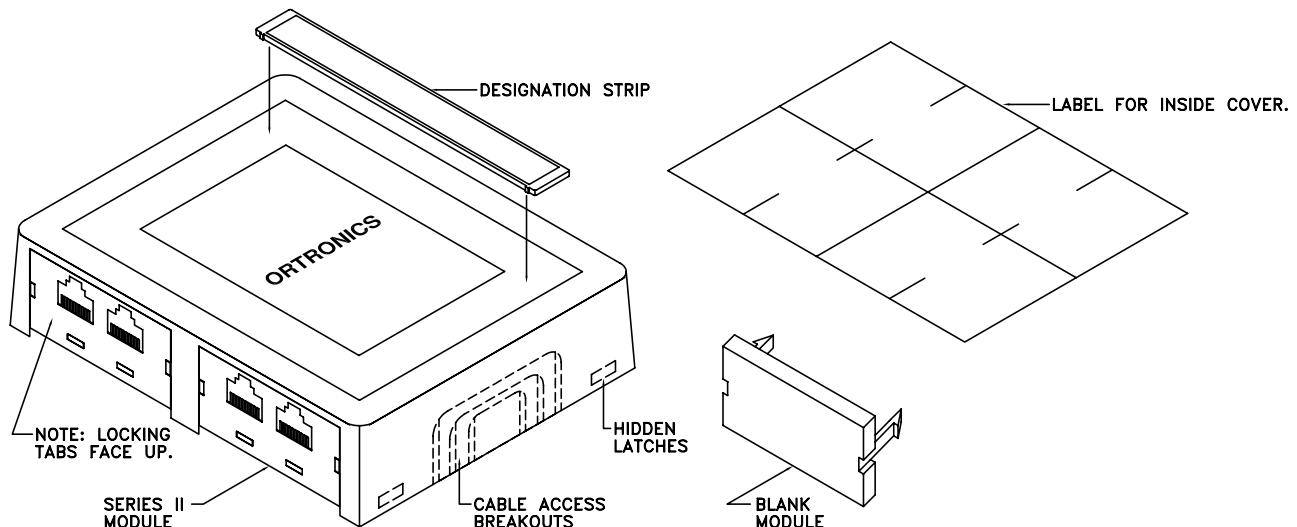
Cover Dimension: 4.717" x 3.717" x 1.126"
Standard Color: Fog White



Base Dimension: 4.50" x 3.50" x 1.024"

HARDWARE: SCREWS
4 #6-20 x 15mm
2 #6-32 x 25mm

- BOX IS DESIGNED FOR SURFACE MOUNTING OVER RECESSED ELECTRICAL BOX. ALSO DESIGNED FOR SURFACE MOUNTING WITH WIREMOLD ECLIPSE RACEWAY PN3, PN5, PN10. CABLE ACCESS BREAKOUTS ARE IN COVER OF BOX.
- THE BOX IS DESIGNED FOR USE WITH 180° EXIT SERIES II MODULES ONLY. NO 45° EXIT, NO 49° EXIT, AND NO 55° EXIT MODULES ARE TO BE USED.
- MODULAR JACKS MOUNT WITH LOCKING TAB UP.
- COVER OF BOX MUST BE REMOVED TO ADD OR SUBTRACT ANY SERIES II MODULES.
- THE QUAD SURFACE MOUNT BOX IS NOT RECOMMENDED FOR USE WITH FIBER.
- TO REMOVE COVER, RELEASE LATCHES BY APPLYING PRESSURE TO LOWER CORNERS SLIGHTLY LIFTING AND THEN APPLYING PRESSURE TO TOP CORNERS, COVER SHOULD LIFT RIGHT OFF.
- CRACK AND PEEL LABEL IS PROVIDED FOR IDENTIFYING HORIZONTAL CABLE RUNS, APPLY LABEL TO INSIDE COVER OF BOX.
- BOX COMES WITH 2 DESIGNATION STRIPS FOR IDENTIFYING STATION LOCATIONS, WHICH MAY BE APPLIED TO THE COVER. BOX ALSO COMES WITH 2 BLANK MODULES.



INSTRUCTION SHEET #	REV.	ECN #	SHEET	DWN.BY:	DATE	CHK.BY:	DATE	APP.BY:	DATE
71600239	01	02932	1 of 1	LEVESQUE	05/02/05	J. LUCY	05/03/05	MEM	05/04/05