

- NOTES: UNLESS OTHERWISE SPECIFIED
1. THE PACKAGED ASSEMBLY CONSISTS OF 40 CLARITY "MC6XX-YY" PATCH CORDS COUPLED END-TO-END, USING LINK SHOWN.
 2. THE FIRST CABLE ASSEMBLY SHALL BE SECURED TO INSIDE BOX SURFACE, AT LOCATION SHOWN. TIE PROVIDED MAY BE RETAINED FOR FUTURE USE.
 3. ALL DIMENSIONS ARE IN INCHES.

TOP AND BOTTOM COVERS SEALED CLOSED

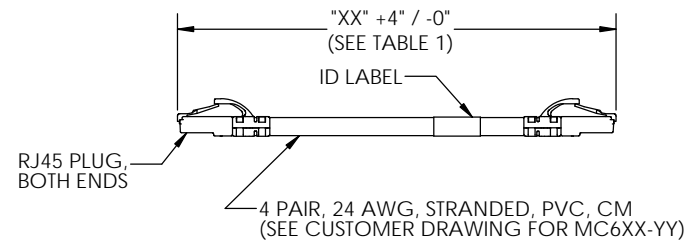
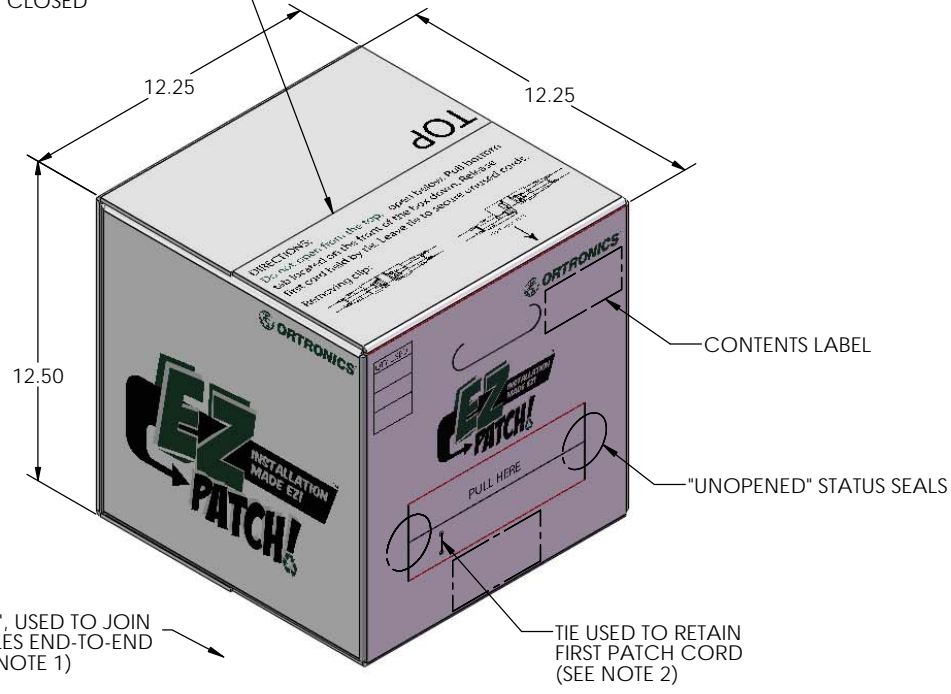


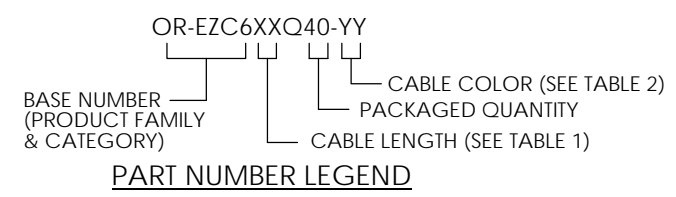
TABLE 1

"XX"	AVAILABLE LENGTHS
09	9 FEET
10	10 FEET

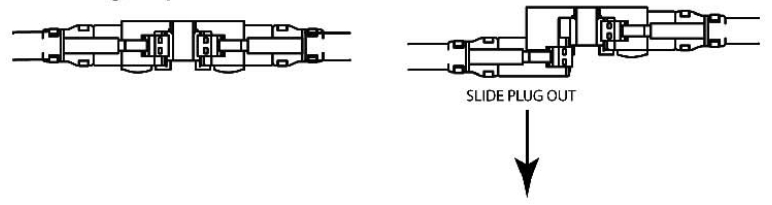
TABLE 2

"-YY"	COLOR
00	BLACK
02	RED
04	YELLOW
05	GREEN
06	BLUE
08*	GRAY
09*	WHITE

* NOT AVAILABLE IN 10 FEET



Removing clip:



<p>*** NOTICE ***</p> <p>THIS DOCUMENT CONTAINS CONFIDENTIAL AND/OR PROPRIETARY INFORMATION INTENDED FOR USE ONLY BY THE INDIVIDUAL(S) PROVIDED. NEITHER THIS DOCUMENT, NOR ANY INFORMATION CONTAINED HEREIN, MAY BE COPIED, DISTRIBUTED, DISCLOSED TO ANY THIRD PARTY OR USED IN ANY MANNER OTHER THAN FOR WHICH IT HAS BEEN PROVIDED, WITHOUT THE PRIOR WRITTEN CONSENT OF ORTRONICS, INC. MANUFACTURING RELEASE. PRODUCT SPECIFICATIONS AND STANDARDS ARE SUBJECT TO CHANGE WITHOUT NOTICE.</p>			<p>125 EUGENE O'NEILL DRIVE NEW LONDON, CT 06320 TEL: 860-445-3800 FAX: 860-405-2990 WWW.ORTRONICS.COM</p>			
<p>TITLE</p> <p>EZ PATCH PAYOUT BOX, WITH 40 CLARITY MC6 CATEGORY 6 PATCH CORDS</p>						
DWN	RYNASKI	2/3/12	SIZE B	CAD FILE EZC6XXQ40YYC	DWG NO OR-EZC6XXQ40-YY	REV 05
CHK	C.A.COLLELO	02/09/12	SCALE 1:8	WEIGHT	SHEET 1 OF 1	
APPR	W. DIETZ	02/09/12				