

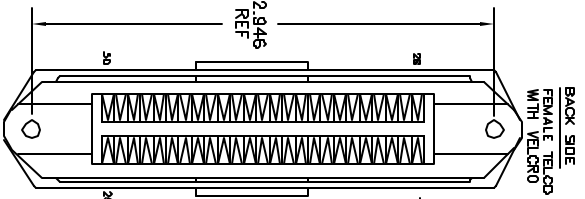
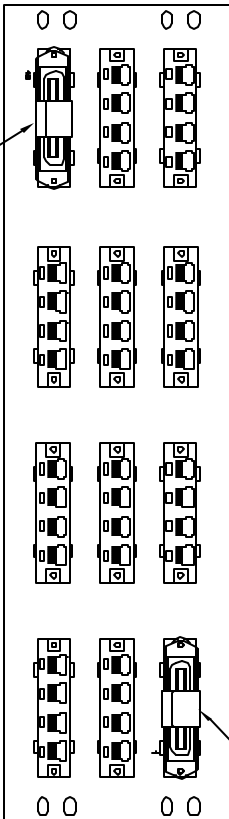
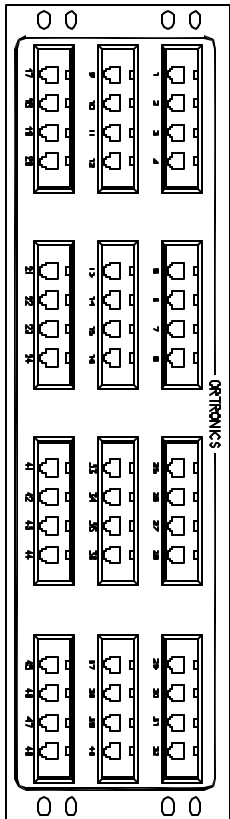


ORTRONICS
OPEN SYSTEM ARCHITECTURE

595 GREENHAVEN ROAD
PAWCATUCK, CT 06379
TEL: 860-598-1780
FAX: 860-598-1774

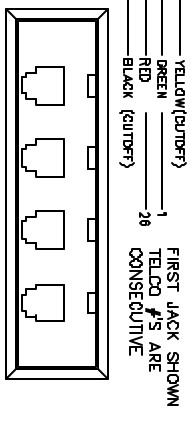
TITLE

OR-808004941
48 PORT PATCH PANEL, 2C/6P,
FEMALE TELCO W/ VELCRO, QUADFRAME
5.25X19X1/8, W/RED PINS 3+4



TELCO PIN #	JACK PIN #	QUADFRAME/INSERTS	JACK/PORT #	JACK PIN #	BR4C WIRE	TELCO PIN #
25	1	RED	1	1	YELLOW (OUTOFF)	1
26	2	RED	2	2	GREEN (OUTOFF)	2
27	3	GREEN	3	3	RED	3
28	4	GREEN	4	4	BLACK (OUTOFF)	4
29	5	RED	5	5		
30	6	GREEN	6	6		
31	7	RED	7	7		
32	8	GREEN	8	8		
33	9	RED	9	9		
34	10	GREEN	10	10		
35	11	RED	11	11		
36	12	GREEN	12	12		
37	13	RED	13	13		
38	14	GREEN	14	14		
39	15	RED	15	15		
40	16	GREEN	16	16		
41	17	RED	17	17		
42	18	GREEN	18	18		
43	19	RED	19	19		
44	20	GREEN	20	20		
45	21	RED	21	21		
46	22	GREEN	22	22		
47	23	RED	23	23		
48	24	GREEN	24	24		
49						
50						
51						
52						
53						
54						
55						
56						
57						
58						
59						
60						
61						
62						
63						
64						
65						
66						
67						
68						
69						
70						
71						
72						
73						
74						
75						
76						
77						
78						
79						
80						
81						
82						
83						
84						
85						
86						
87						
88						
89						
90						
91						
92						
93						
94						
95						
96						
97						
98						
99						
100						

TELCO #1 SHOWN, TELCO #2 IS SIMILAR
W/ CONSECUTIVE PORT ASSIGNMENTS (25-48)



BR4C JACK (8 POS, 4 CONT. UNKEYED JACK)
USE 2 CENTER LEADWIRES
OUTOFF 2 OUTSIDE LEADWIRES
NOTE: JACK LEAD WIRE PAIRS HAVE A MINIMUM
OF 1 TWIST PER INCH, BEFORE TERMINATION
INTO TELCO



CAD: I:\716\008351	REV: 02	ECN # 00808	SHEET 1 of 1	DATE 04/24/98	CHK BY:	DATE:	APP BY:	DATE:
INSTRUCTION SHEET # 71600635				WATROUS				