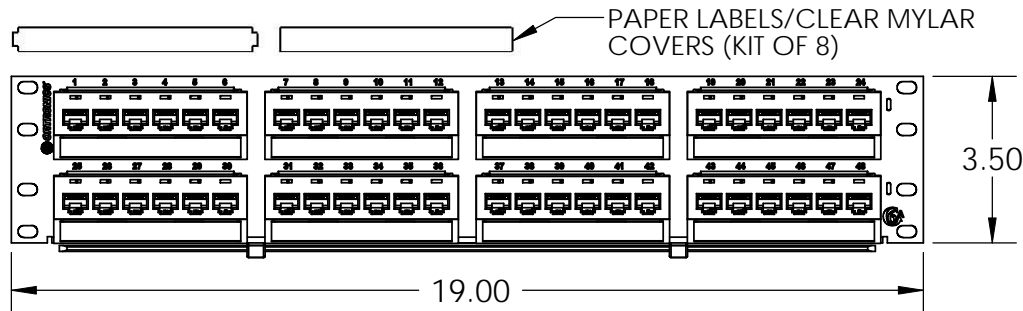
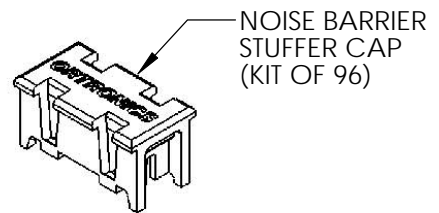

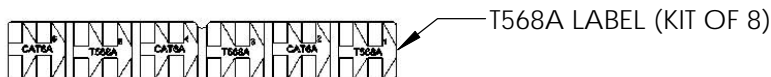
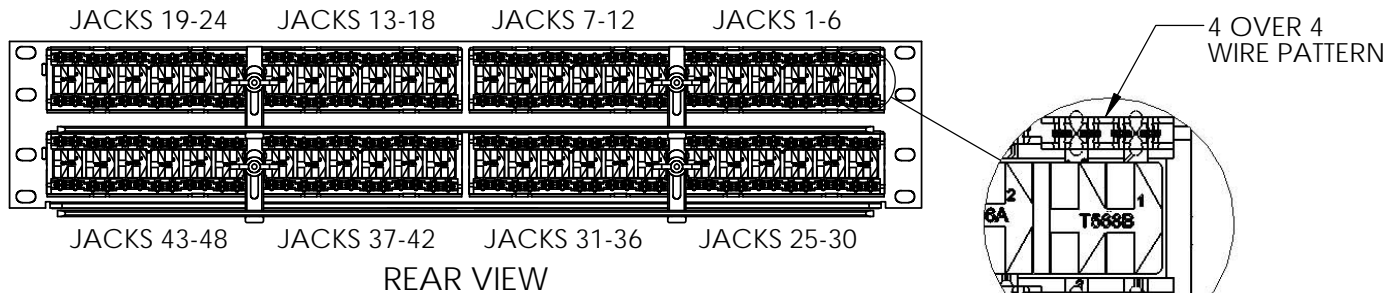


TOP VIEW



FRONT VIEW



NOTE: PANEL KIT ALSO INCLUDES INSTRUCTION SHEET, HOOK-LOOP STRAPS (KIT OF 8), AND MOUNTING HARDWARE (KIT OF 4 SCREWS PLUS GROUNDING WASHER) NOT SHOWN.

*** NOTICE ***
THIS DOCUMENT CONTAINS CONFIDENTIAL AND/OR PROPRIETARY INFORMATION INTENDED FOR USE ONLY BY THE INDIVIDUAL(S) PROVIDED. NEITHER THIS DOCUMENT, NOR ANY INFORMATION CONTAINED HEREIN, MAY BE COPIED, DISTRIBUTED, DISCLOSED TO ANY THIRD PARTY OR USED IN ANY MANNER OTHER THAN FOR WHICH IT HAS BEEN PROVIDED, WITHOUT THE PRIOR WRITTEN CONSENT OF ORTRONICS, INC. MANUFACTURING RELEASE, PRODUCT SPECIFICATIONS AND STANDARDS ARE SUBJECT TO CHANGE WITHOUT NOTICE.



125 EUGENE O'NEILL DRIVE
NEW LONDON, CT 06320
TEL: 860-445-3800
FAX: 860-405-2990
WWW.ORTRONICS.COM

TITLE

48 PORT, 110/6 PORT PANEL, CAT6A CLARITY, T568A/B, 8 POS., 3.5" X 19"

	NAME	DATE	SIZE	CAD FILE	DWG NO	REV
DWN	K. CUPPLES	05/13/11	A	PHD6AU48C	OR-PHD6AU48	00
CHK	C.A.COLLELO	05/18/11	SCALE	1:10	WEIGHT	SHEET
APPR	W. DIETZ	05/18/11				1 OF 1