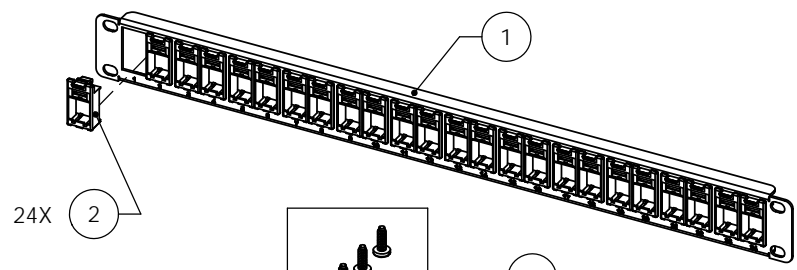


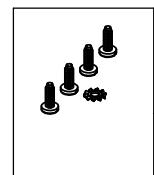
D
C
B
A

D
C
B
A

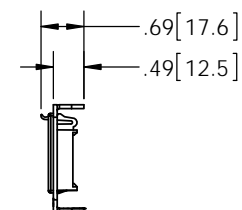
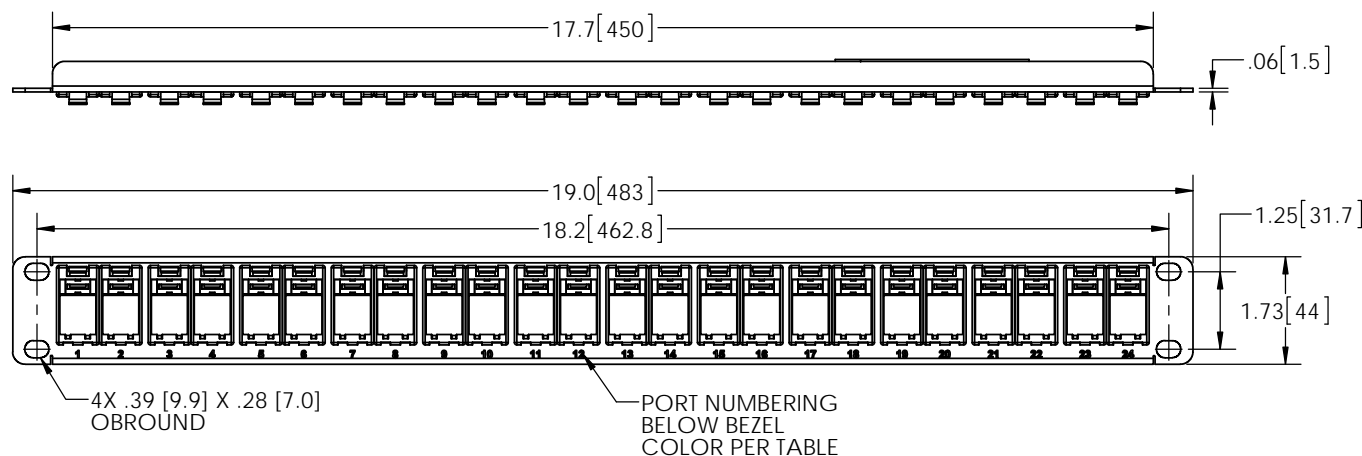
4 3 2 1



PART NUMBER	(-X)	ITEM 1 (PANEL)	ITEM 2 (BEZEL)	ITEM 3 (SCREW KIT)
OR-SPKFBU24	NONE	BLACK BACKGROUND WITH WHITE MARKING	BLACK	BLACK
OR-SPKFBU24-W	-W	WHITE BACKGROUND WITH MED. BLUE MARKING	WHITE	CLEAR



1RU PANEL ACCESSORY KIT:
24PCS PHONE ICONS (GREEN),
24PCS COMPUTER ICONS (YELLOW),
24PCS CABLE TIES, AND
4PCS #12-24 SCREWS WITH 1PC LOCK WASHER



NOTES,

1. ALL DIMENSION UNITS IN INCHES [mm].
2. BEZEL ACCEPTS KEYSTONE JACKS MOUNTED FROM THE REAR (COMPATIBLE WITH JACK WIDTHS UP TO .670 [17.0] MAX.).
3. BEZELS CAN BE REMOVED FROM THE FRONT OF THE PANEL BY DEFLECTING TOP INSTALLATION LATCH.

*** NOTICE ***
THIS DOCUMENT CONTAINS CONFIDENTIAL
AND/OR PROPRIETARY INFORMATION INTENDED
FOR USE ONLY BY THE INDIVIDUAL(S) PROVIDED.
NEITHER THIS DOCUMENT, NOR ANY
INFORMATION CONTAINED HEREIN, MAY BE
COPIED, DISTRIBUTED, DISCLOSED TO ANY THIRD
PARTY OR USED IN ANY MANNER OTHER THAN
FOR WHICH IT HAS BEEN PROVIDED, WITHOUT
THE PRIOR WRITTEN CONSENT OF ORTRONICS,
INC. MANUFACTURING RELEASE. PRODUCT
SPECIFICATIONS AND STANDARDS ARE SUBJECT
TO CHANGE WITHOUT NOTICE.



125 EUGENE O'NEILL DRIVE
NEW LONDON, CT 06320
TEL: 860-445-3800
FAX: 860-405-2990
WWW.ORTRONICS.COM

TITLE
24 PORT FRONT LOAD BEZEL PANEL KIT, FLUSH
MOUNT, KEYSTONE OPENING, -X COLOR

DWN	NAME	DATE	SIZE	CAD FILE	DWG NO	REV
CHK	KC	3/13/2017	B	SPKFBU24XC	OR-SPKFBU24-X	01
APPR	GJL	3/21/2017	SCALE	1:2	WEIGHT	SHEET 1 OF 1

4 3 2 1