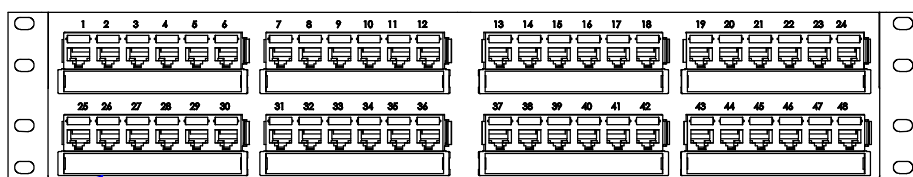
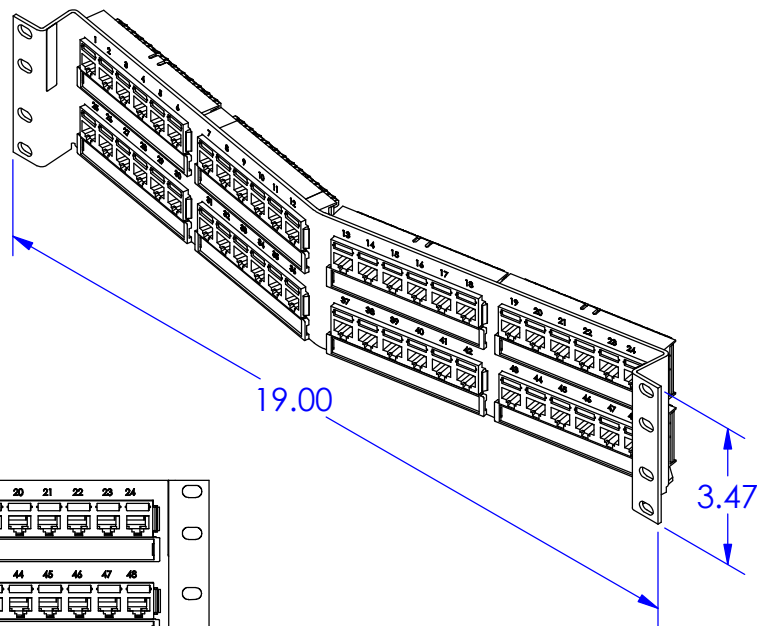
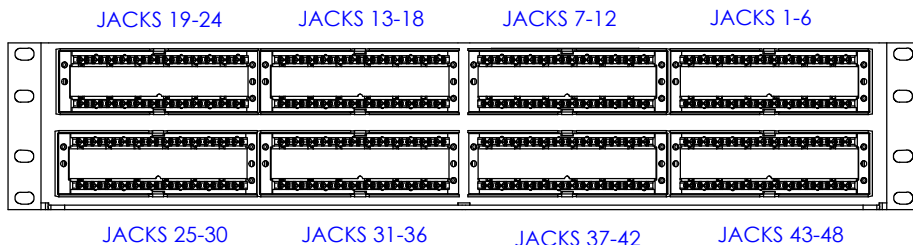


- NOTES: UNLESS OTHERWISE SPECIFIED
1. ALL DIMENSIONS ARE IN INCHES.
  2. INCLUDED WITH PATCH PANEL ASSY ARE
    - MOUNTING SCREW KIT
    - INSTRUCTION SHEET
    - (8)"T568A" WIRING LABELS
  3. MAINTAIN PAIR TWIST UP TO POINT OF TERMINATION.



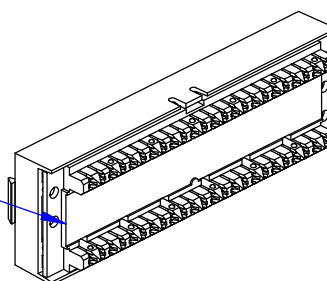
DESIGNATION STRIPS WITH PAPER LABEL  
& CLEAR MYLAR COVER  
KIT OF 8 PROVIDED

FRONT VIEW



REAR VIEW

PLACEMENT LOCATION FOR  
"T568A" LABEL, IF REQUIRED,  
TYP 8 MODULES



REAR VIEW  
6 PORT MODULE  
SEE NOTE 3

\*\*\* NOTICE \*\*\*  
THIS DOCUMENT CONTAINS CONFIDENTIAL  
AND/OR PROPRIETARY INFORMATION INTENDED  
FOR USE ONLY BY THE INDIVIDUAL(S) PROVIDED.  
NEITHER THIS DOCUMENT, NOR ANY  
INFORMATION CONTAINED HEREIN, MAY BE  
COPIED, DISTRIBUTED, DISCLOSED TO ANY THIRD  
PARTY OR USED IN ANY MANNER OTHER THAN  
FOR WHICH IT HAS BEEN PROVIDED, WITHOUT THE  
PRIOR WRITTEN CONSENT OF ORTRONICS, INC.  
MANUFACTURING RELEASE, PRODUCT  
SPECIFICATIONS AND STANDARDS ARE SUBJECT  
TO CHANGE WITHOUT NOTICE.



125 EUGENE O'NEILL DRIVE  
NEW LONDON, CT 06320  
TEL: 860-445-3800  
FAX: 860-405-2990  
WWW.ORTRONICS.COM

TITLE

PATCH PANEL ASSY, 48P,  
TECH CHOICE, CAT 5E, T568

|      | NAME     | DATE     | SIZE  | CAD FILE  | DWG NO      | REV    |
|------|----------|----------|-------|-----------|-------------|--------|
| DWN  | RYNASKI  | 8/24/09  | A     | SPA5EU48C | OR-SPA5EU48 | 01     |
| CHK  | CAC      | 11/18/09 | SCALE | 1:4       | WEIGHT      | SHEET  |
| APPR | W. DIETZ | 11/18/09 |       |           |             | 1 OF 1 |