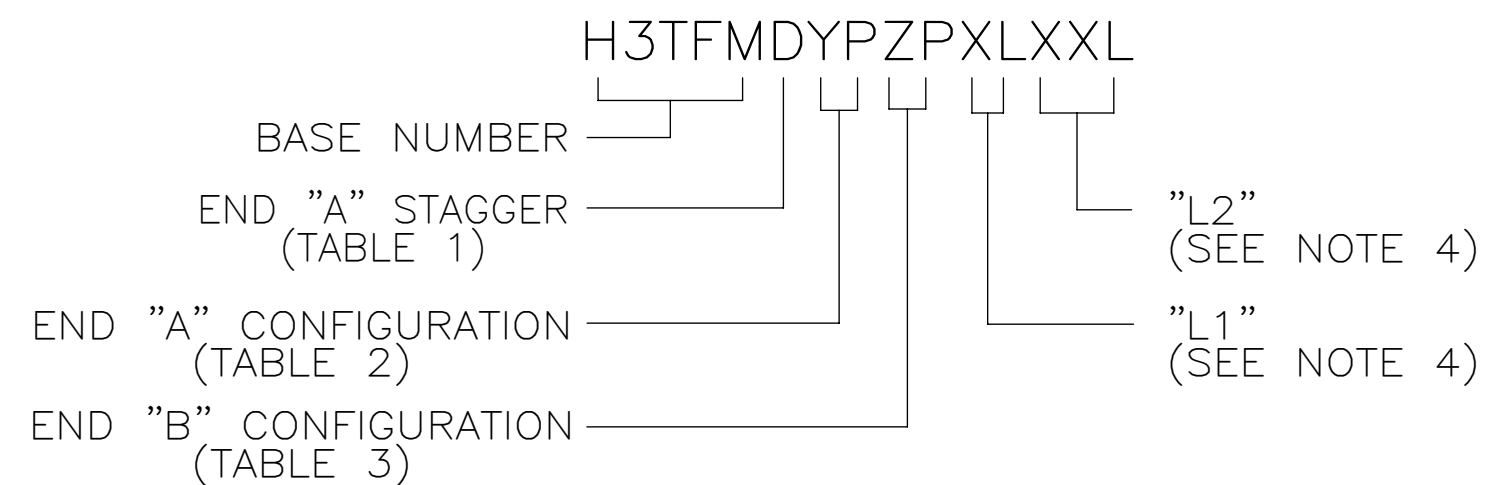


NOTES: UNLESS OTHERWISE SPECIFIED

- ALL CABLE ASSEMBLIES DESCRIBED BY THIS DOCUMENT SHALL BE IN ACCORDANCE WITH PERFORMANCE SPECIFICATION OR-71701493, AND SHALL MEET OR EXCEED 'TIER 3' SPECIFICATIONS.
- EACH CABLE SHALL BE IDENTIFIED WITH THE ORTRONICS PART NUMBER, A 4 DIGIT MANUFACTURE DATE CODE (WWYY = WEEK YEAR), AND LOCATION CODE (XX). LABEL PLACEMENT SHALL BE APPROXIMATELY WHERE SHOWN. "ORTRONICS AND "PART NUMBER" MUST BE ON THE SAME LABEL AND SHALL BE LOCATED ADJACENT TO THE MANUFACTURING LABEL WHEN 2 LABELS ARE USED.
- CONNECTORS AT END "A" AND END "B" SHALL BE IDENTIFIED BY THE CHARACTER POSITIONS "YPZP" IN THE PART NUMBER; WHERE "Y" IS END "A" AND "Z" IS END "B". (SEE TABLE 2 FOR END "A"; TABLE 3 FOR END "B".) "P" IS RESERVED AS A MODIFIER FOR SECURE OPTIONS. SEE TABLE "4" FOR OPTION.
- THE NOTATION "XL" OR "XXL" WITHIN THE PART NUMBER SHALL IDENTIFY A SPECIFIC LENGTH AND UNIT OF MEASURE ("XL") FOR "L1" & ("XXL") FOR "L2" OF THE ASSEMBLY. THE UNIT OF MEASURE SHALL BE THE SAME FOR EACH END. THE ASSEMBLY CONFIGURATION SHALL BE DEFINED BY THE PART NUMBER LEGEND ON SHEET 1.
- SEE SHEET 2 FOR STAGGERED AND UNSTAGGERED ASSEMBLY DETAILS.
- FOR END "B" MPO STYLE CONNECTORS, FIBER 1 (BLUE FIBER) SHALL BE ON THE SIDE OF THE CONNECTOR WITH THE REFERENCE MARK (AS SHOWN).
- PERMISSIBLE JACKET LOGO'S OR MFR IDENTIFICATION SHALL BE "ORTRONICS" OR "BERK-TEK". NO OTHER LOGO'S OR IDENTIFICATIONS ALLOWED. A 'NO-LOGO' JACKET IS PERMISSIBLE.
- FIBER-TO-CONNECTOR ASSEMBLY, AT 'END A' AND 'END B' SHALL BE PER THE CONNECTION TABLE 5.
- THE BREAKOUT SHALL BE PROTECTED BY AN ENCAPSULATION AND THE USE OF THE HOUSINGS SPECIFIED IN THE ASSEMBLY VIEWS. THE ENCAPSULATION MATERIAL SHALL BE THERMALLY STABLE AND NON-REACTIVE WITH THE STRENGTH MEMBERS, FIBER BUFFER, FIBER COATING, AND FURCATION. ENGINEERING APPROVAL REQUIRED FOR ALL BREAKOUT JUNCTION DESIGN CHANGES.
- DUPLEXING SUPPLIED AS ITEM 3 SHALL BE PROVIDED ASSEMBLED TO THE CONNECTOR.
- ASSEMBLY SHALL BE PACKAGED IN ACCORDANCE WITH OR-71701277. SEE OR-71701277 FOR PART DEFINITIONS OF PACKAGING RELATED ITEMS NOT DEFINED.
- CONNECTORS KITS LISTED IN TABLE 2 BY SUPPLIER PART NUMBER ARE ORTRONICS LOGO'D COMPONENTS, IDENTIFIED BY THE CHARACTER "T" IN THE PART NUMBER. "NO LOGO" CONNECTORS KITS MAY BE USED IN LIEU OF "LOGO'D". SUBSTITUTE THE CHARACTER "N" FOR "T" IN THE SUPPLIER PART NUMBER FOR "NO LOGO".

TABLE 1			
STAGGER			
"D"	BREAKOUT	DIM 'S' (METERS)	FIGURE
N	NO STAGGER	--	1
A	"A" STAGGER	.03	2
B	"B" STAGGER	TBD	2

TABLE 4 3	
SECURITY KEY	
"P"	SECURITY
Z	NON-KEYED



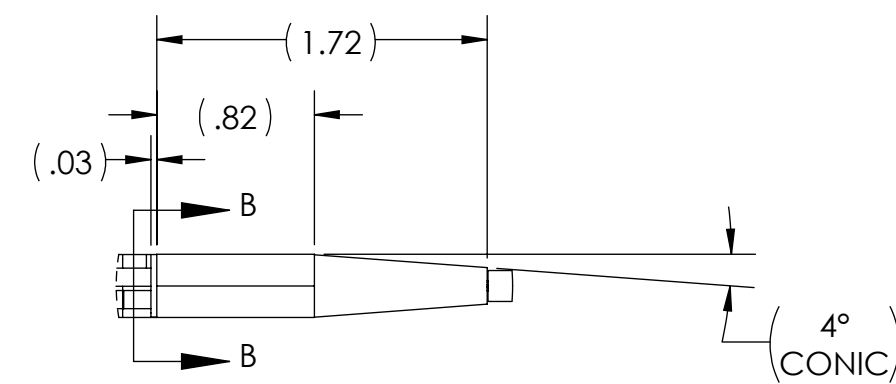
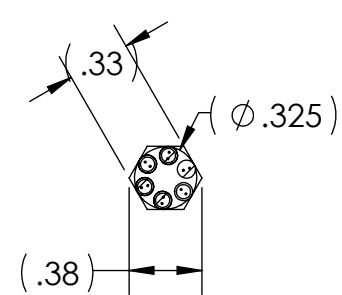
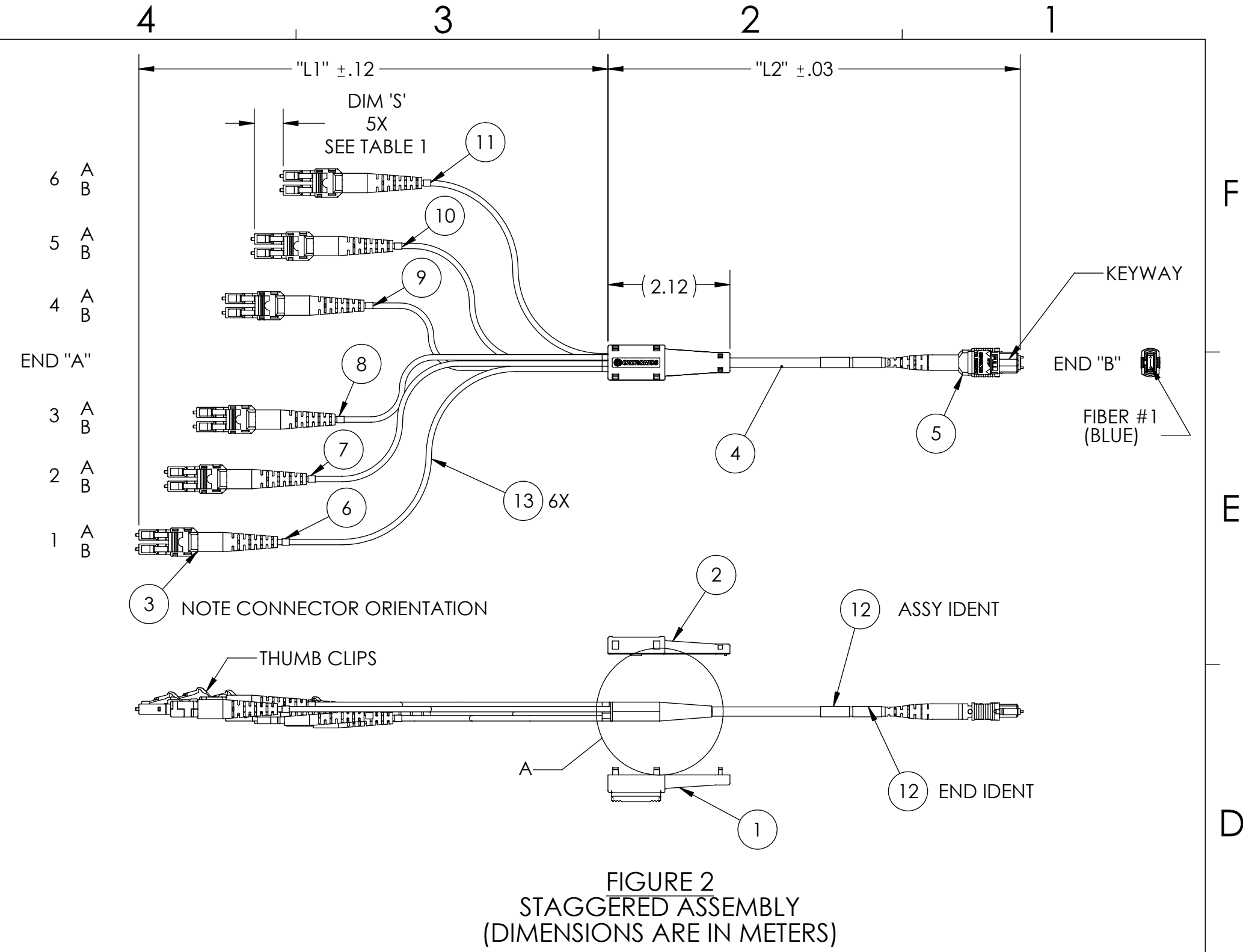
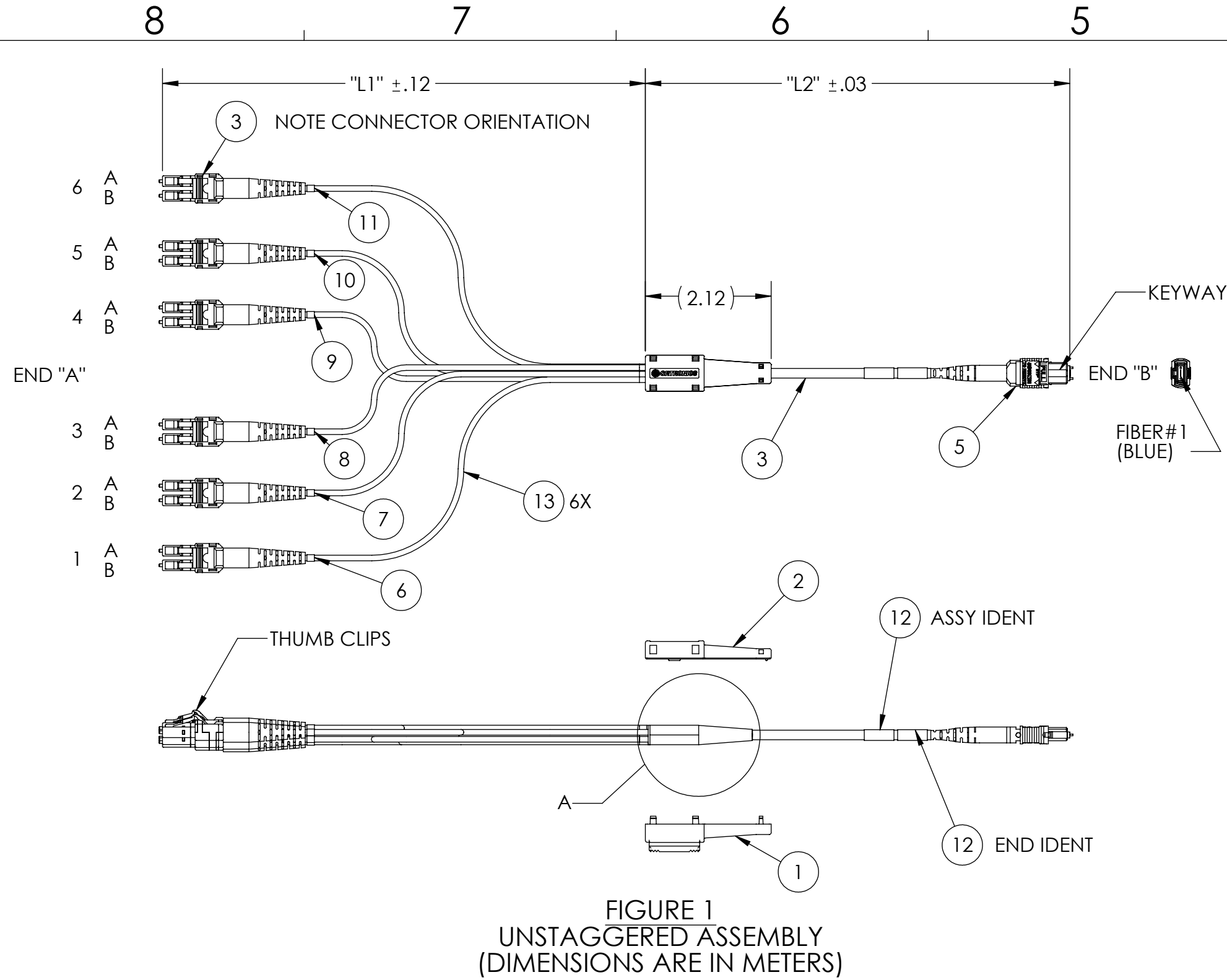
PART NUMBER LEGEND

TABLE 2 3 12		
END 'A' CONNECTOR		
"Y" (CONN DEFINITION)	CONN OUTLINE	STYLE
A		LC (DUPLEX)
N		RLC/PC DX

TABLE 5 8			
STD PAIR POSITION CONNECTION TABLE			
FIBER	END "A" FIBER	END "B" FIBER	WIRE MARKER
BLUE	1A	1	1
ORANGE	1B	2	
GREEN	2A	3	2
BROWN	2B	4	
SLATE	3A	5	3
WHITE	3B	6	
RED	4A	7	4
BLACK	4B	8	
YELLOW	5A	9	5
VIOLET	5B	10	
ROSE	6A	11	6
AQUA	6B	12	

TABLE 3 3		
END 'B' CONNECTOR		
"Z" (CONN DEFINITION)	CONN OUTLINE	STYLE
O		MPO-F PC
P		MPO-M PC

<p>*** NOTICE *** THIS DOCUMENT CONTAINS CONFIDENTIAL AND/OR PROPRIETARY INFORMATION INTENDED FOR USE ONLY BY THE INDIVIDUAL(S) PROVIDED. NEITHER THIS DOCUMENT, NOR ANY INFORMATION CONTAINED HEREIN, MAY BE COPIED, DISTRIBUTED, DISCLOSED TO ANY THIRD PARTY OR USED IN ANY MANNER OTHER THAN FOR WHICH IT HAS BEEN PROVIDED, WITHOUT THE PRIOR WRITTEN CONSENT OF ORTRONICS, INC. MANUFACTURING RELEASE. PRODUCT SPECIFICATIONS AND STANDARDS ARE SUBJECT TO CHANGE WITHOUT NOTICE.</p>			<p>125 EUGENE O'NEILL DRIVE NEW LONDON, CT 06320 TEL: 860-445-3800 FAX: 860-405-2990 WWW.ORTRONICS.COM</p>		
TITLE			HARNES ASSY, BREAKOUT, 12/F MPO-6 LC/DX, 50/125 LOMF, PLENUM, AQUA		
DWN	NAME	DATE	SIZE	CAD FILE	DWG NO
CHK	RYNASKI	12/13/11	C	H3TFMDYPZPXLXXLC	OR-H3TFMDYPZPXLXXL
APPR	A. MURANO	01/13/12	SCALE	1:2	WEIGHT
			SHEET	1 OF 2	



		125 EUGENE O'NEILL DRIVE NEW LONDON, CT 06320 TEL: 860-445-3800 FAX: 860-405-2990 WWW.ORTRONICS.COM	
SIZE C	CAD FILE H3TFMDYPZPXLXLC	DWG NO OR-H3TFMDYPZPXLXXL	REV. 01
SCALE 1:2		SHEET 2 OF 2	