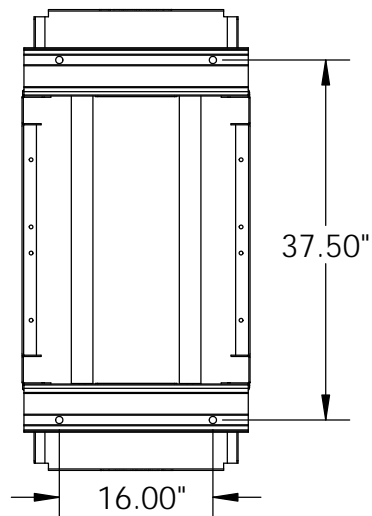
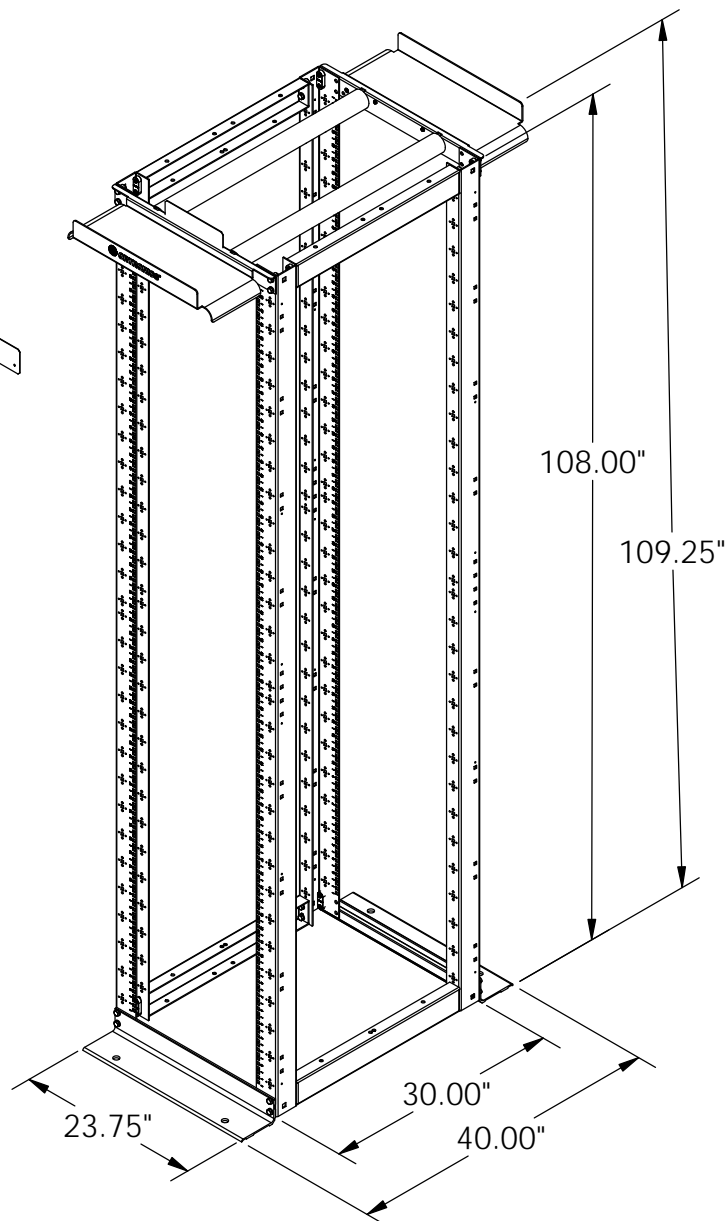
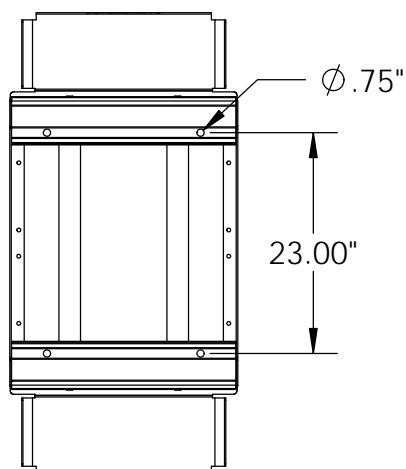


## MOUNTING HOLE LOCATIONS

BASE ANGLES FACING OUTWARD



BASE ANGLES FACING INWARD



TESTED TO UL2416 WITH A  
WEIGHT LOAD OF 2000LBS.

### PART NUMBER DESIGNATIONS

PART NUMBER	"X" DENOTES FINISH
OR-MM20930FXD38-B	BLACK
OR-MM20930FXD38-W	WHITE

\*\*\* NOTICE \*\*\*  
THIS DOCUMENT CONTAINS CONFIDENTIAL  
AND/OR PROPRIETARY INFORMATION INTENDED  
FOR USE ONLY BY THE INDIVIDUAL(S) PROVIDED.  
NEITHER THIS DOCUMENT, NOR ANY  
INFORMATION CONTAINED HEREIN, MAY BE  
COPIED, DISTRIBUTED, DISCLOSED TO ANY THIRD  
PARTY OR USED IN ANY MANNER OTHER THAN  
FOR WHICH IT HAS BEEN PROVIDED, WITHOUT THE  
PRIOR WRITTEN CONSENT OF ORTRONICS, INC.  
MANUFACTURING RELEASE, PRODUCT  
SPECIFICATIONS AND STANDARDS ARE SUBJECT  
TO CHANGE WITHOUT NOTICE.



**ORTRONICS®**

125 EUGENE O'NEILL DRIVE  
NEW LONDON, CT 06320  
TEL: 860-445-3800  
FAX: 860-405-2990  
WWW.ORTRONICS.COM

### TITLE

MM20 4-POST 30" FIXED RACK, 9FT, 3/8" SQUARE

	NAME	DATE	SIZE	CAD FILE	DWG NO	REV
DWN	CV	4/24/2014	A	MM20930FXD38XC	OR-MM20930FXD38-X	00
CHK	CAC	4/24/2014	SCALE	1:24	SHEET	1 OF 1
APPR	CV	4/24/2014				