

- NOTES
1. OPTICAL PERFORMANCE CHARACTERISTICS SHALL BE IN ACCORDANCE WITH LEGRAND SPECIFICATION 71800061C. PERFORMANCE TIER LEVEL SHALL BE DETERMINED BY ASSY PART NUMBER.
 2. EXTERNAL PORTS OF THE ADAPTERS HAVE PROTECTIVE DUST CAPS INSTALLED.
 3. MPO PORT ID LABEL WILL HAVE THE FOLLOWING TEXT ("XX", "ZZ", & "YY" ARE DERIVED FROM TABLES 5 & 6).
LINE 1: "XX"
LINE 2: "ZZ/125"
LINE 3: "1-12"
AND AN INDICATION OF POLARITY ("YY")
 4. THE "D" SUFFIX IN THE PART NUMBER DESIGNATES THE TYPE AND BANDWIDTH OF THE FIBER IN THE CASSETTE.
 5. LABEL OR DATA SHEET PROVIDING INSERTION LOSS VALUES, BY PORT, SUPPLIED WITHIN CASSETTE ASSY PACKAGING.
 6. THE CASSETTE HOUSING IS BLACK POLYCARBONATE.
 7. FIBER #1 ON THE MPO CONNECTOR IS POSITIONED AS SHOWN.
 8. ALL DIMENSIONS ARE IN INCHES.

⬡ DENOTES NOTE REFERENCE.

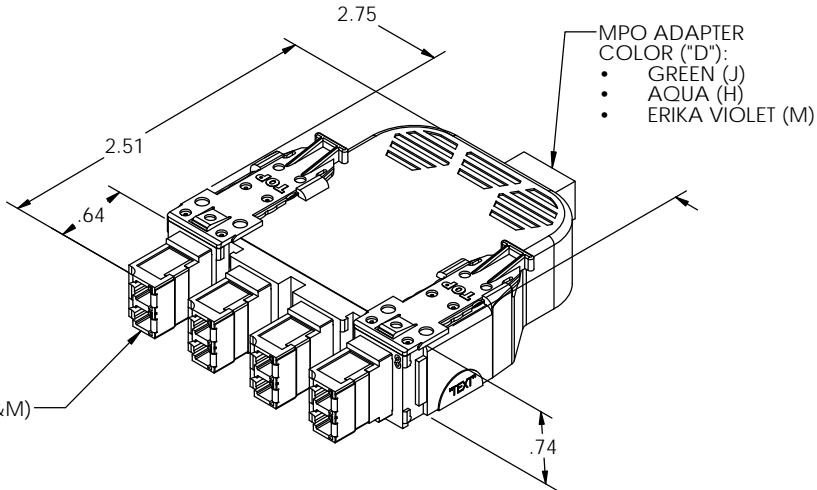
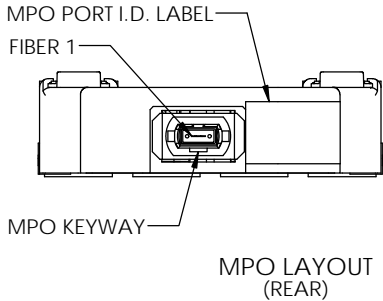
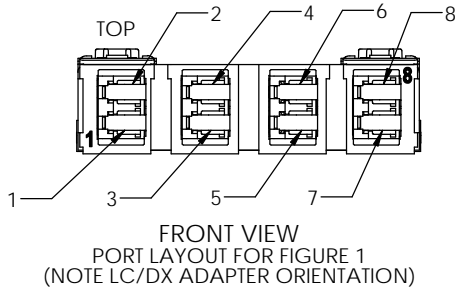


FIGURE 1
FOR POLARITY IDENTIFIER: "G1" & "G2"
(NOTE LC/DX ADAPTER ORIENTATION)

TABLE 1	
"AAA"	FRONT PNL ADAPTER
4LA	LC/DX (APC)
4LC	LC/DX (PC OR UPC)

TABLE 2	
FIBER COUNT	
8	



EXAMPLE OF MPO PORT ID LABEL ⬡

TABLE 3		
"CD"	REAR ADAPTER KEYING	FIBER TYPE / BANDWIDTH
EH	TYPE A (KEY: UP/DOWN)	50/125, MM, (4.9 GHz-km)
EJ		9/125, SM
EM		50/125, MM, (5.5 GHz-km)

TABLE 4		
"D"	"X"	TIER
H	1	1
	2	2
	3	3
	4	4
J	1	1
	2	2
M	4	4

TABLE 5		
"YY"	POLARITY	ASSY FIGURE
G1	40GbE TO 10GbE, TYPE 1	FIGURE 1
G2	40GbE TO 10GbE, TYPE 2	FIGURE 1

TABLE 6		
"D"	"XX"	"ZZ"
H	MM	50
J	SM	9
M	MM	50

⬡ ⬡ ⬡

INTERNAL CONNECTION TABLE		
POLARITY IDENTIFIER: "YY"		
MPO CONNECTOR PORT NUMBER	FRONT LC PORT NUMBER	
	"G1"	"G2"
1	2	1
2	4	3
3	6	5
4	8	7
9	7	8
10	5	6
11	3	4
12	1	2

HDCAAAA08CD-YYY

BASE NUMBER
FRONT PANEL ADAPTER
COUNT AND TYPE (SEE TABLE 1)
FIBER COUNT (SEE TABLE 2)
REAR ADAPTER KEYING (SEE TABLE 3)
FIBER TYPE AND BANDWIDTH (SEE TABLE 3)

POLARITY IDENTIFIER
(SEE TABLE 5)
PERFORMANCE TIER LEVEL IDENTIFIER
(SEE TABLE 4)

PART NUMBER LEGEND

*** NOTICE *** THIS DOCUMENT CONTAINS CONFIDENTIAL AND/OR PROPRIETARY INFORMATION INTENDED FOR USE ONLY BY THE INDIVIDUAL(S) PROVIDED. NEITHER THIS DOCUMENT, NOR ANY INFORMATION CONTAINED HEREIN, MAY BE COPIED, DISTRIBUTED, DISCLOSED TO ANY THIRD PARTY OR USED IN ANY MANNER OTHER THAN FOR WHICH IT HAS BEEN PROVIDED, WITHOUT THE PRIOR WRITTEN CONSENT OF LEGRAND INC.				WWW.LEGRAND.US		
TITLE HIGH DENSITY CASSETTE ASSY, 1/2 'U', BASE-8, LC/MPO-F, 40GbE TO 10GbE						
	NAME	DATE	SIZE	CAD FILE	DWG NO	REV
DWN	RJG	6/2/2016	C	HDCAAAA08CDXYXC	HDCAAAA08CD-XXX	01
CHK			SCALE	1:1	SHEET	1 OF 1
APPR	RAM	11/14/2016				