

8 7 6 5 4 3 2 1

F

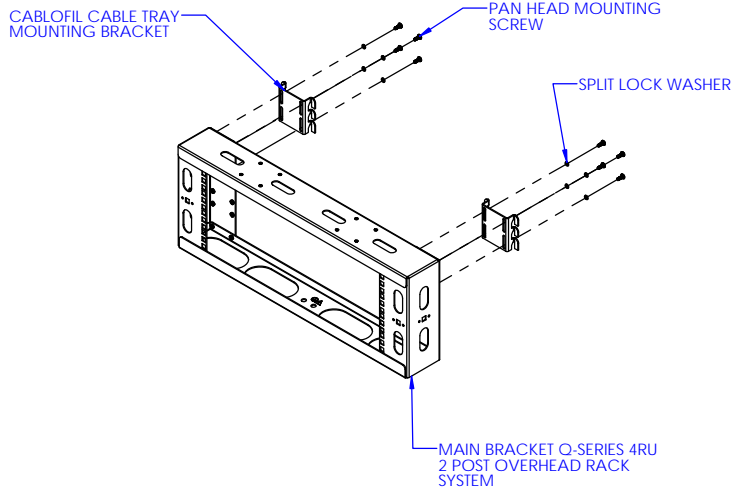
E

D

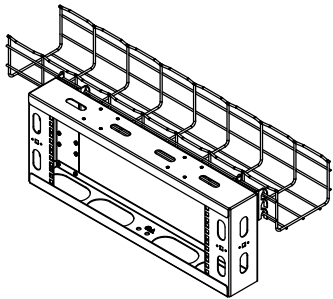
C

B

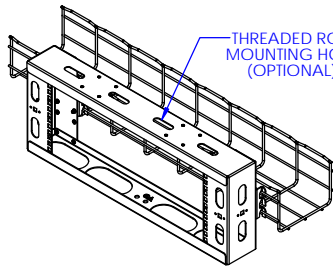
A



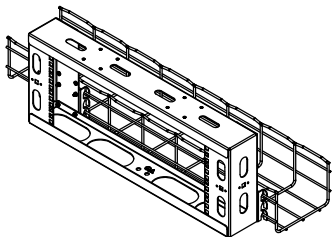
|                          |       |
|--------------------------|-------|
| OR-QSOHR-4RU-W           | WHITE |
| OR-QSOHR-4RU-B           | BLACK |
| PART NO                  | COLOR |
| PART NUMBER DESIGNATIONS |       |



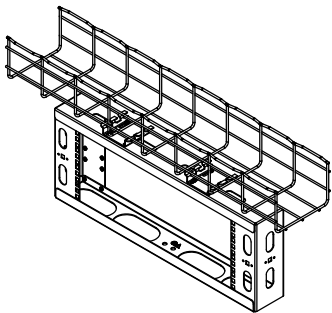
CABLE TRAY TOP MOUNTING



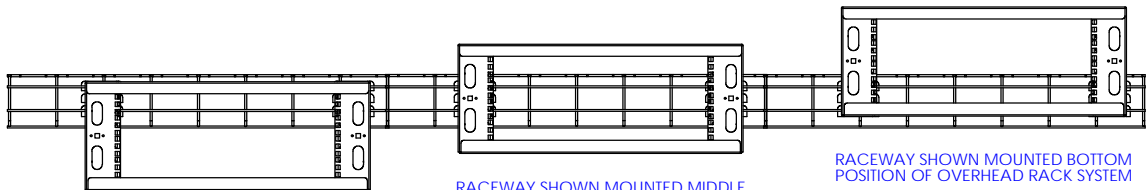
CABLE TRAY MIDDLE MOUNTING



CABLE TRAY BOTTOM MOUNTING



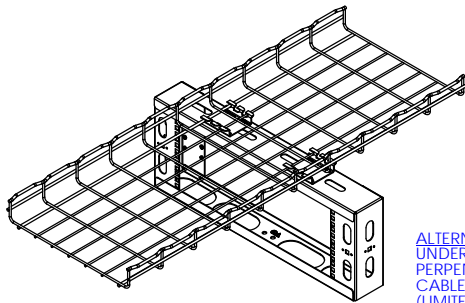
ALTERNATE MOUNTING UNDER CABLOFIL IN-LINE WITH CABLE PATH



RACEWAY SHOWN MOUNTED TOP POSITION OF OVERHEAD RACK SYSTEM

RACEWAY SHOWN MOUNTED MIDDLE POSITION OF OVERHEAD RACK SYSTEM

RACEWAY SHOWN MOUNTED BOTTOM POSITION OF OVERHEAD RACK SYSTEM



ALTERNATE MOUNTING UNDER CABLOFIL PERPENDICULAR TO CABLE PATH (LIMITED WIDTHS APPLY)

UNLESS OTHERWISE STATED, DIMENSIONS ARE IN INCHES

TOLERANCES:  
FRACTIONAL ±  
ANGULAR MATCH ± 1° BEND ± 1°  
ONE PLACE DECIMAL ± .02  
TWO PLACE DECIMAL ± .01  
THREE PLACE DECIMAL ± .005

MATERIAL

SEE INDIVIDUAL COMPONENTS

FINISH

SEE TAB BLOCK

\*\*\* NOTICE \*\*\*  
THIS DOCUMENT CONTAINS CONFIDENTIAL AND/OR PROPRIETARY INFORMATION INTENDED FOR USE ONLY BY THE INDIVIDUAL(S) PROVIDED.  
NEITHER THIS DOCUMENT, NOR ANY INFORMATION CONTAINED HEREIN, MAY BE COPIED, DISTRIBUTED, DISCLOSED TO ANY THIRD PARTY OR USED IN ANY MANNER OTHER THAN FOR WHICH IT HAS BEEN PROVIDED, WITHOUT THE PRIOR WRITTEN CONSENT OF LEGRAND, INC.

| NAME | DATE      |
|------|-----------|
| JS   | 2/10/2017 |
| JQ   | 2/14/2017 |
| CV   | 2/16/2017 |



WWW.LEGRAND.US

TITLE

OVERHEAD CABLE PATHWAY, Q SERIES, 4RU

| SIZE  | CAD FILE   | DWG NO         | REV    |
|-------|------------|----------------|--------|
| C     | QSOHR4RUXC | OR-QSOHR-4RU-X | 01     |
| SCALE | 1:8        | SHEET          | 1 OF 1 |

8 7 6 5 4 3 2 1