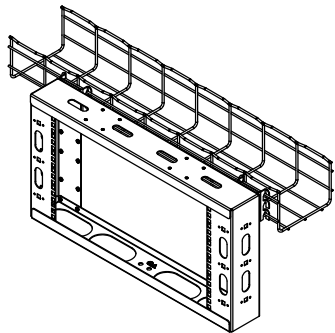
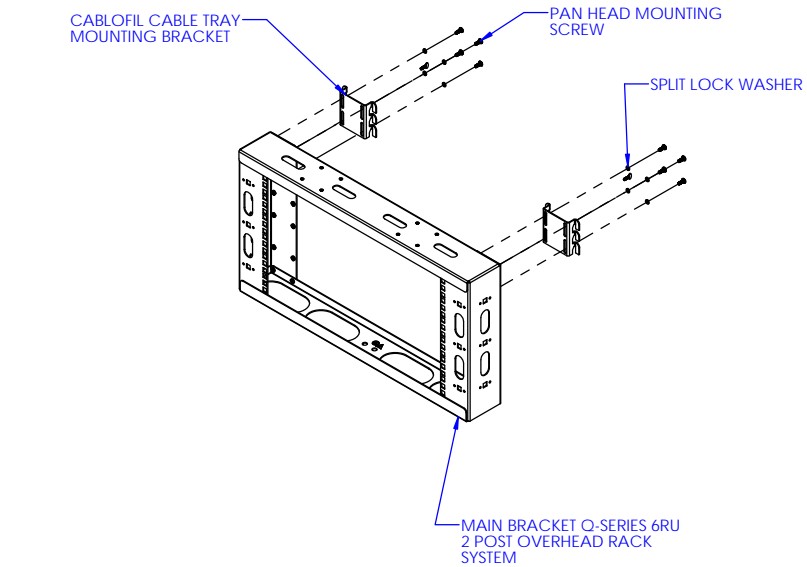
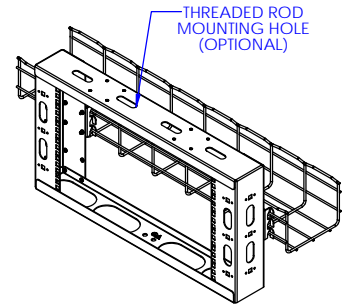


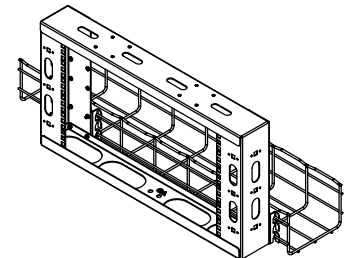
OR-QSOHR-6RU-W	WHITE
OR-QSOHR-6RU-B	BLACK
PART NO	COLOR
PART NUMBER DESIGNATIONS	



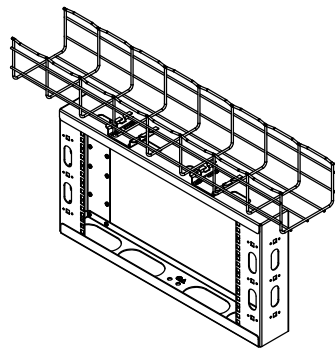
CABLE TRAY TOP MOUNTING



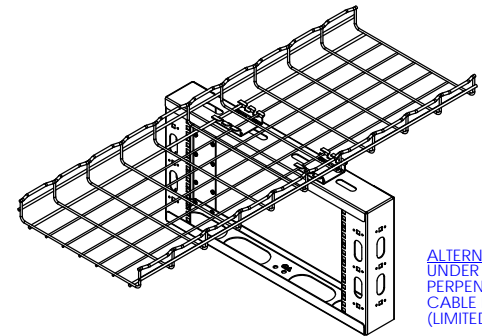
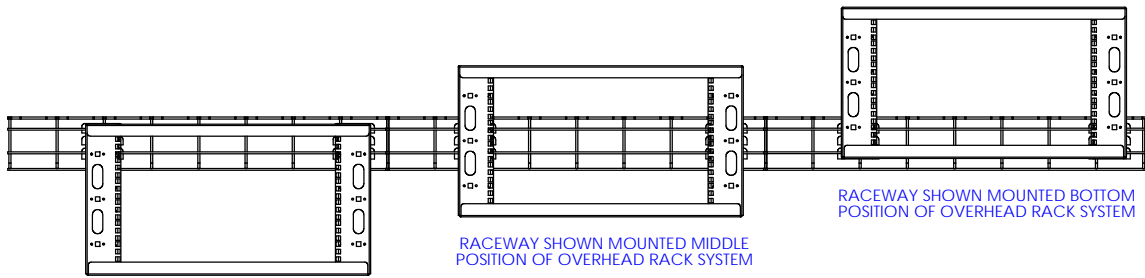
CABLE TRAY MIDDLE MOUNTING



CABLE TRAY BOTTOM MOUNTING



ALTERNATE MOUNTING UNDER CABLOFIL IN-LINE WITH CABLE PATH



<small>UNLESS OTHERWISE STATED, DIMENSIONS ARE IN INCHES</small> <small>TOLERANCES:</small> <small>FRACTIONAL ±</small> <small>ANGULAR MATCH ± 1° BEND ± 1°</small> <small>ONE PLACE DECIMAL ± .02</small> <small>TWO PLACE DECIMAL ± .01</small> <small>THREE PLACE DECIMAL ± .005</small>		<small>*** NOTICE ***</small> <small>THIS DOCUMENT CONTAINS CONFIDENTIAL AND/OR PROPRIETARY INFORMATION INTENDED FOR USE ONLY BY THE INDIVIDUAL(S) PROVIDED.</small> <small>NEITHER THIS DOCUMENT, NOR ANY INFORMATION CONTAINED HEREIN, MAY BE COPIED, DISTRIBUTED, DISCLOSED TO ANY THIRD PARTY OR USED IN ANY MANNER OTHER THAN FOR WHICH IT WAS BEEN PROVIDED, WITHOUT THE PRIOR WRITTEN CONSENT OF LEGRAND, INC.</small>		<small>WWW.LEGRAND.US</small>		
MATERIAL		NAME		DATE		
SEE INDIVIDUAL COMPONENTS		JS		2/10/2017		
FINISH		JQ		2/13/2017		
SEE TAB BLOCK		CV		2/16/2017		
SIZE		CAD FILE		DWG NO		
C		OQOHR6RUXC		OR-QSOHR-6RU-X		
SCALE		1:8		SHEET		
				1 OF 1		