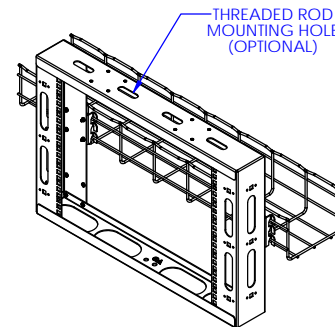
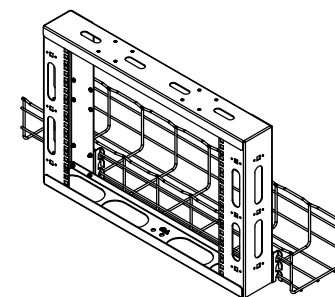


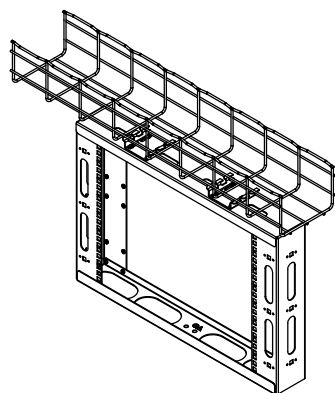
CABLE TRAY TOP MOUNTING



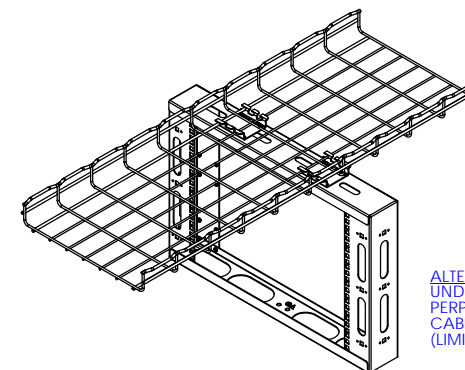
CABLE TRAY MIDDLE MOUNTING



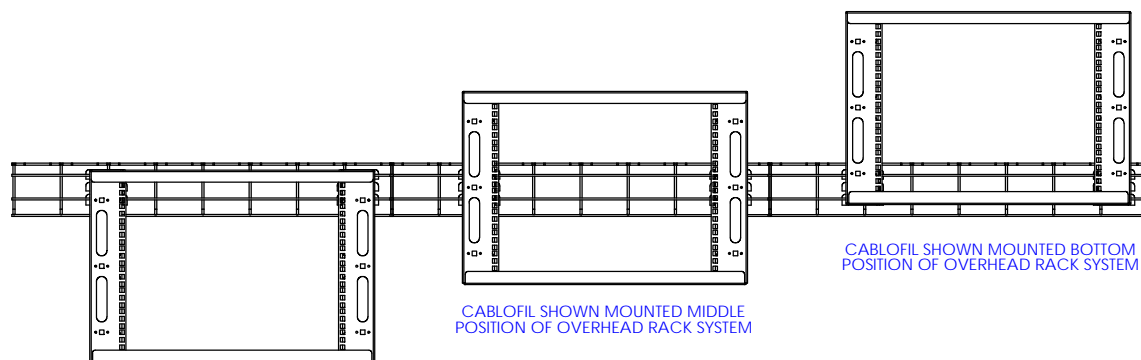
CABLE TRAY BOTTOM MOUNTING



ALTERNATE MOUNTING UNDER CABLOFIL IN-LINE WITH CABLE PATH



ALTERNATE MOUNTING UNDER CABLOFIL PERPENDICULAR TO CABLE PATH (LIMITED WIDTHS APPLY)



CABLOFIL SHOWN MOUNTED TOP POSITION OF OVERHEAD RACK SYSTEM

CABLOFIL SHOWN MOUNTED MIDDLE POSITION OF OVERHEAD RACK SYSTEM

CABLOFIL SHOWN MOUNTED BOTTOM POSITION OF OVERHEAD RACK SYSTEM

OR-QSOHR-8RU-W	WHITE
OR-QSOHR-8RU-B	BLACK
PART NO	COLOR
PART NUMBER DESIGNATIONS	

UNLESS OTHERWISE STATED, DIMENSIONS ARE IN INCHES  
TOLERANCES:  
FRACTIONAL ± 1/16"  
ANGULAR MATCH ± 1° BEND ± 1°  
ONE PLACE DECIMAL ± 0.02  
TWO PLACE DECIMAL ± 0.01  
THREE PLACE DECIMAL ± 0.005

MATERIAL  
SEE INDIVIDUAL COMPONENTS  
FINISH  
SEE INDIVIDUAL COMPONENTS

\*\*\* NOTICE \*\*\*  
THIS DOCUMENT CONTAINS CONFIDENTIAL AND/OR PROPRIETARY INFORMATION INTENDED FOR USE ONLY BY THE INDIVIDUAL(S) PROVIDED.  
NEITHER THIS DOCUMENT, NOR ANY INFORMATION CONTAINED HEREIN, MAY BE COPIED, DISTRIBUTED, DISCLOSED TO ANY THIRD PARTY OR USED IN ANY MANNER OTHER THAN FOR WHICH IT WAS BEEN PROVIDED, WITHOUT THE PRIOR WRITTEN CONSENT OF LEGRAND, INC.

NAME	DATE
JS	2/10/2017
JQ	2/10/2017
CV	2/16/2017



WWW.LEGRAND.US

TITLE  
OVERHEAD CABLE PATHWAY, Q SERIES, 8RU

SIZE	CAD FILE	DWG NO	REV
C	QSOHR8RUXC	OR-QSOHR-8RU-X	01

SCALE 1:8 SHEET 1 OF 1