

Legrand Home Smart Lighting for Apple HomeKit™

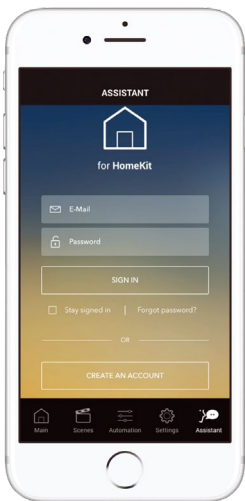
Amazon Alexa Voice Control Integration



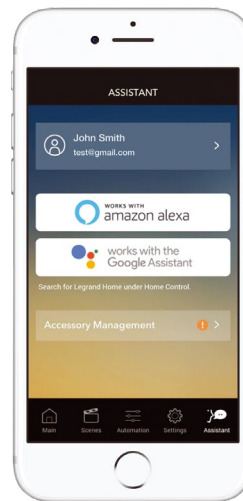
Before proceeding, please make sure you have:

- A connection to a 2.4 GHz Wi-Fi network
- iOS device running iOS 11 or later
- A device with Amazon Alexa (i.e. Amazon Echo) connected to the home network
- The Legrand Home app
- Legrand Home Smart Lighting products successfully added to the Legrand Home app
- Amazon Alexa app installed on iOS device

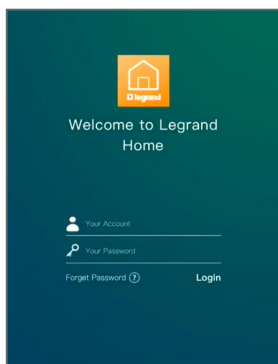
Connecting Alexa to Legrand Home Products



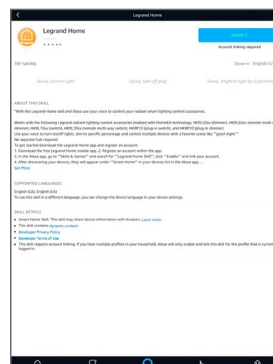
1 Open the Legrand Home App and select Assistant from the bottom bar. Log in with your Legrand Home account (or create an account).



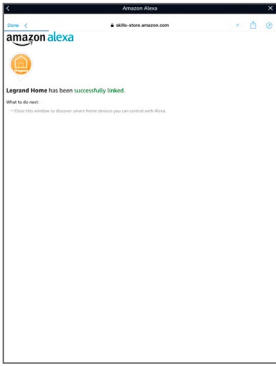
2 Click on Amazon Alexa logo.



3 Log in using the same credentials used in Step 1

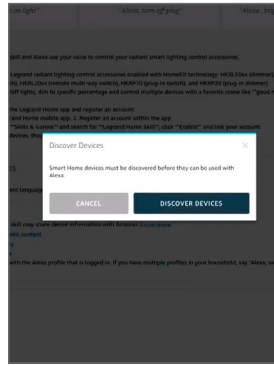


4 The page will update to the Legrand Home Skill. Click Enable to Use.




5

Once successfully linked, you can close the window by clicking "Done"



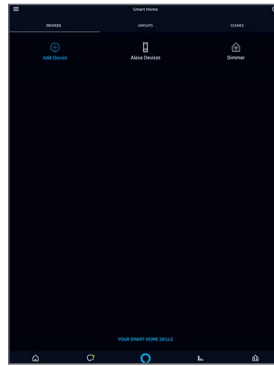
6

Click on Discover Devices
Note: It may take up to 20 seconds to discover devices



7

Once discovered, click Choose Devices



8

Select a device to setup



9

You will have the option to create a group
A group can have multiple devices to allow for easier control of a room. For example, group all your kitchen devices into the Kitchen group to issue singular commands that control the whole room.
You can choose to skip this step if you wish.




10


Once you are done, click Continue to add more devices or exit the screen to return to the main Alexa page.
If you add more devices in the future, simply say "Alexa, discover my devices."


NOTE: You must use the Legrand Home app to rename, delete, or group a device. This is required for proper Alexa syncing and functionality.


Supported Commands


Use the following supported control commands to change the light level for your controlled devices.

 **To turn a light ON/OFF**
Alexa, turn my <light/group name> <on/off>

 **Dim a light**
Alexa, dim the <light/group name> to <1-100%>

 **Brighten a light**
Alexa, brighten the <light/group name> to <1-100%>

 **Set a light brightness to a certain percentage**
Alexa, set <light/room name> to <1-100%>

 **Dim/brighten lights to a certain percentage**
Alexa, dim/brighten <light/room name> to <1-100%>

 **Turn ON/OFF all the lights**
Alexa, turn <on/off> everything