

Legrand Home Smart Lighting for **Apple HomeKit™**

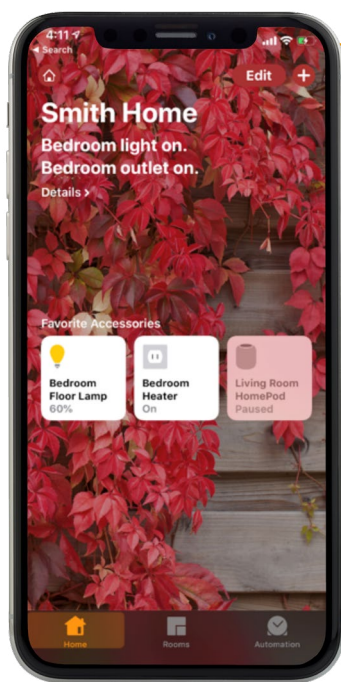
Native Voice Control with Siri



Before proceeding, please make sure you have:

- A connection to a 2.4 GHz Wi-Fi network
- iOS device running iOS 11 or later
- Legrand Home Smart Lighting products that have been successfully added to Apple Home (or Legrand Home) apps
- **OPTIONAL:** Set up an Apple TV, iPad, or HomePod as a Home Hub to allow for remote access and automations.

Using Siri with Legrand Home Products









Once connected, your Legrand Home devices natively work with Siri without taking any additional steps.

As with your other HomeKit-enabled accessories, you can group your devices by room, set scenes, and create automations.

Supported Commands

Use the following supported control commands to control your devices.

-  **To turn a light ON/OFF**
Hey Siri, turn my <light/room name> <on/off>
-  **Dim a light**
Hey Siri, dim the <light/room name > to <1-100%>
-  **Brighten a light**
Hey Siri, brighten the <light/room name> to <1-100%>
-  **Set a light brightness to a certain percentage**
Hey Siri, set <light/room name> to <1-100%>
-  **Dim/brighten lights to a certain percentage**
Hey Siri, <dim/brighten> <light/room name> to <1-100%>
-  **Turn ON/OFF all the lights**
Hey Siri, turn <on/off> everything