

Legrand Home Smart Lighting for Apple HomeKit™

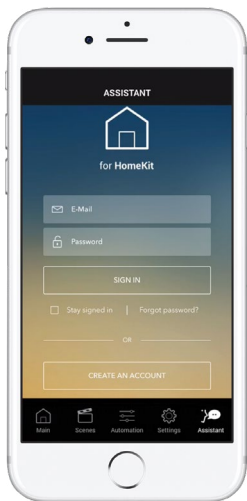
Google Assistant Voice Control Integration



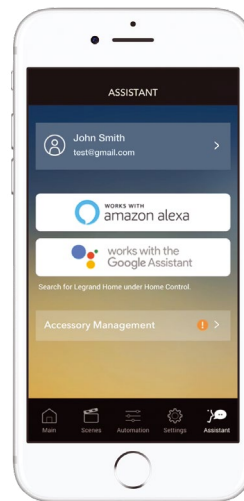
Before proceeding, please make sure you have:

- A connection to a 2.4 GHz Wi-Fi network
- iOS device running iOS 11 or later
- A device with the Google Assistant (i.e. Google Home) connected to the home network
- The Legrand Home app
- Legrand Home Smart Lighting products successfully added to the Legrand Home app
- Google Home app installed on iOS device

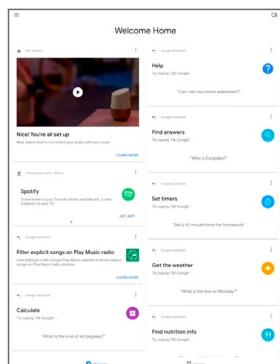
Connecting the Google Assistant to Legrand Home Products



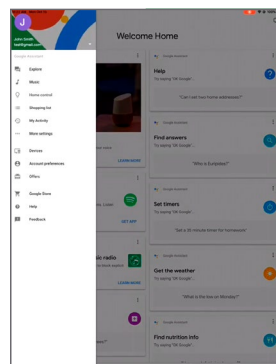
1 Open the Legrand Home App and select Assistant from the bottom bar. Log in with your Legrand Home account (or create an account).



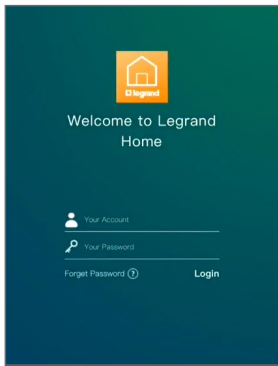
2 Click on the Google Assistant logo.



3 The Google Home app will open.

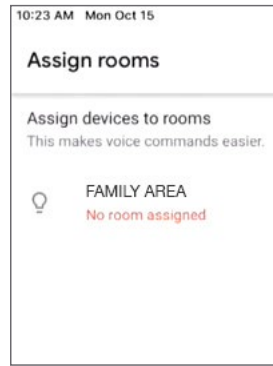


4 In the top left hand corner, click on the triple bars and choose Home Control from the drop down menu. Click on the plus sign in the bottom right hand corner to add more devices. On the next screen, click on Legrand Home.



5

Log in using the same credentials used in Step 1.



6

After linking your accounts and giving Google access, you will be redirected to an "Assign rooms" screen. Click on a device to assign it to a room.

A room can have multiple devices to allow for easier control of a room. For example, group all your living room devices into the Living Room to issue singular commands that control the whole room.

You can choose to skip this step if you wish.



7

You are done! If you add more devices in the future, simply say, "OK Google, sync my devices"

Supported Commands

Use the following supported control commands to change the light level for your controlled devices.



To turn a light ON/OFF

OK Google, turn on <on/off> <light/room name>



Set a light brightness to a certain percentage

OK Google, set <light/room name> to <1-100%>



Dim a light

OK Google, dim the <light/room name>



Dim/brighten lights to a certain percentage

OK Google, dim/brighten <light/room name> to <1-100%>



Brighten a light

OK Google, brighten the <light/room name>



Turn ON/OFF all the lights

OK Google, turn <on/off> everything