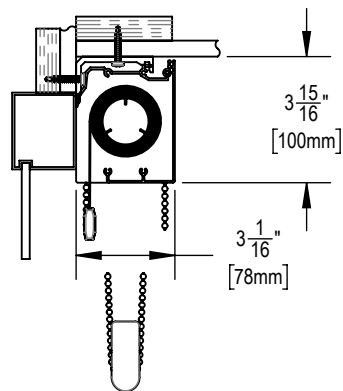
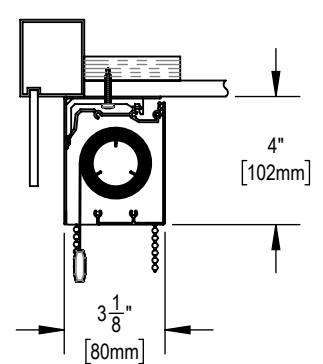


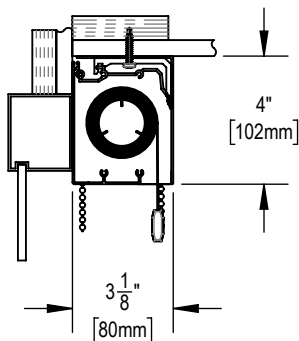
TELESHADE 4 MANUAL CASSETTE SYSTEM  
SF-T1



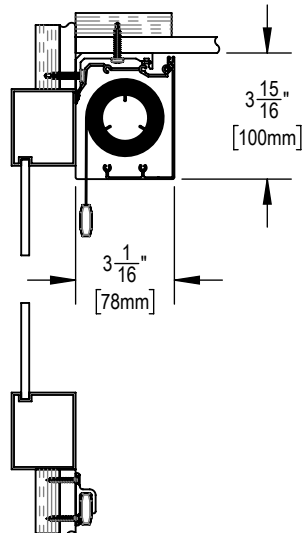
TELESHADE 4 MANUAL CASSETTE SYSTEM  
WITH CHAIN RETAINER  
SF-T12



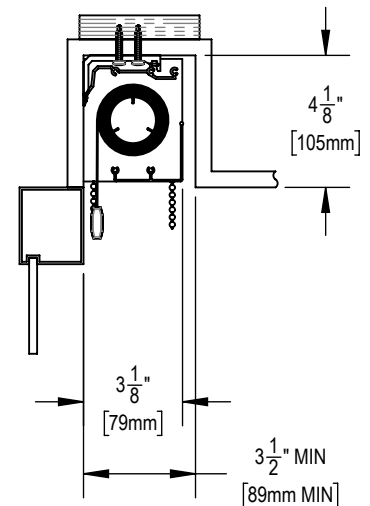
TELESHADE 4 MANUAL CASSETTE SYSTEM  
WITH BACK FASCIA  
SF-T2



TELESHADE 4 MANUAL REVERSE ROLL  
CASSETTE SYSTEM WITH BACK FASCIA  
SF-T2A



TELESHADE 4 MANUAL CASSETTE SYSTEM  
WITH SPRING LOADED DOOR SHADE  
SF-T3



TELESHADE 4 MANUAL CASSETTE SYSTEM  
IN POCKET  
SF-T5



**SOLARFECTIVE**

USA Phone: 850-208-3417  
Canada Phone: 416-421-3800  
E-mail: sfsupport@legrand.us

## TELESHADE MANUAL CASSETTE SYSTEM

PROJECT:

DATE:

MAR 18, 2018

SCALE:

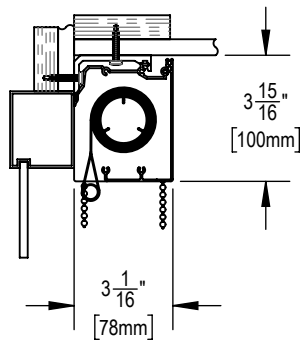
1:6

FILE No.

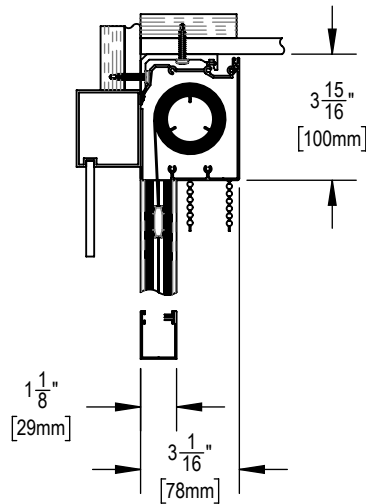
-

DWG. No.

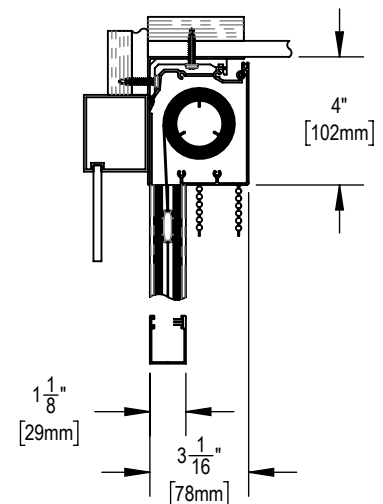
SEE SHEETS



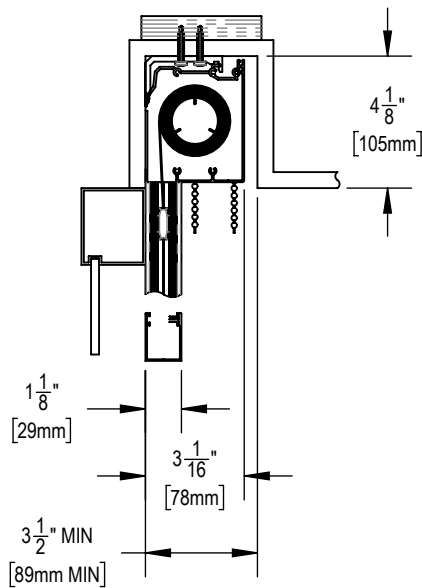
TELESHADE 4 MANUAL DUPLEX  
CASSETTE SYSTEM  
SF-T6



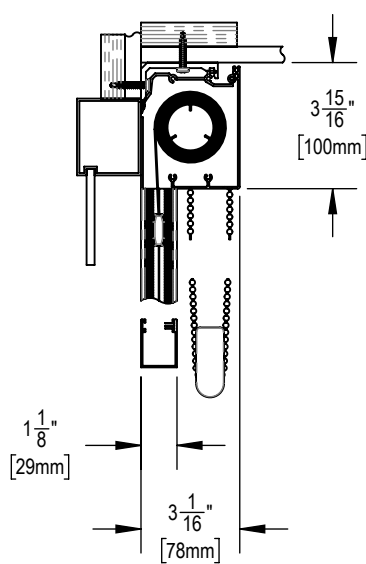
TELESHADE 4 MANUAL CASSETTE SYSTEM  
WITH SIDE AND BOTTOM CHANNELS  
SF-RD1



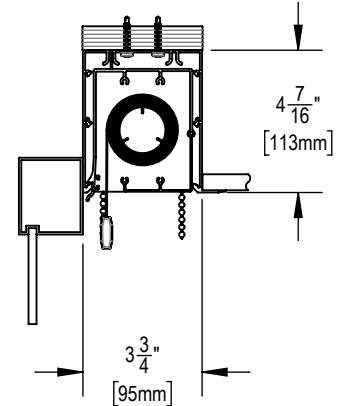
TELESHADE 4 MANUAL CASSETTE  
SYSTEM WITH BACK FASCIA,  
SIDE AND BOTTOM CHANNELS  
SF-RD2



TELESHADE 4 MANUAL CASSETTE  
SYSTEM IN POCKET WITH  
SIDE AND BOTTOM CHANNELS  
SF-RD3



TELESHADE 4 MANUAL CASSETTE  
SYSTEM WITH CHAIN RETAINER,  
SIDE AND BOTTOM CHANNELS  
SF-RD20



TELESHADE 4 MANUAL  
STANDARD POCKET SYSTEM  
SF-T17



**SOLARFECTIVE**

USA Phone: 850-208-3417  
Canada Phone: 416-421-3800  
E-mail: sfsupport@legrand.us

## TELESHADE MANUAL CASSETTE SYSTEM

PROJECT:

DATE:

MAR 18, 2018

SCALE:

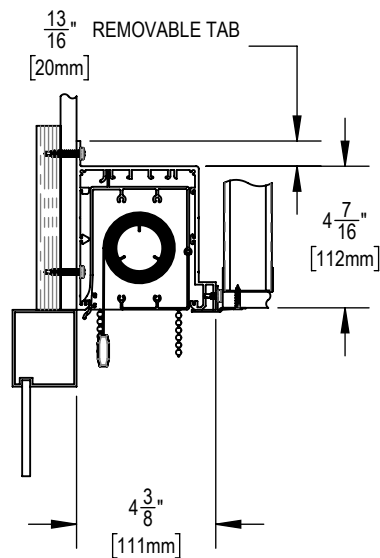
1:6

FILE No.

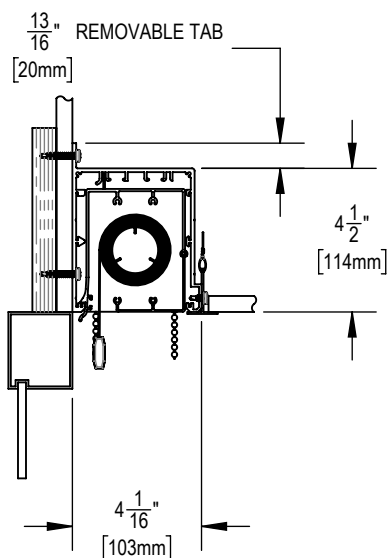
-

DWG. No.

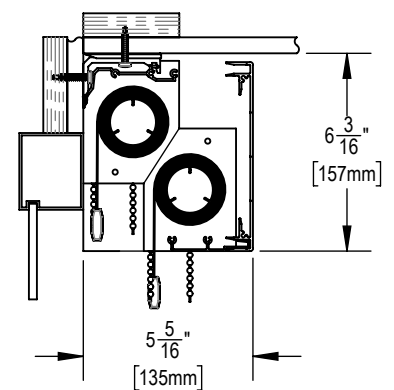
SEE SHEETS



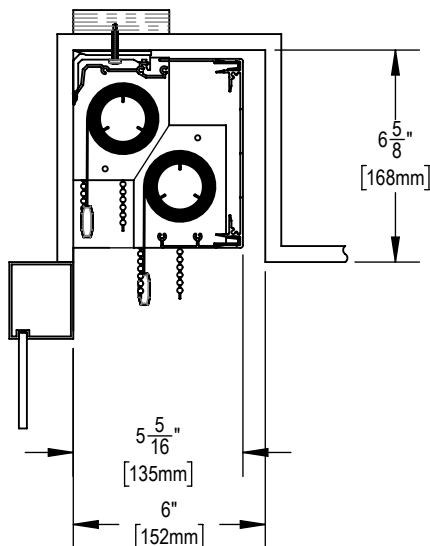
TELES SHADE 4 MANUAL  
VENTED POCKET SYSTEM A  
SF-T4A



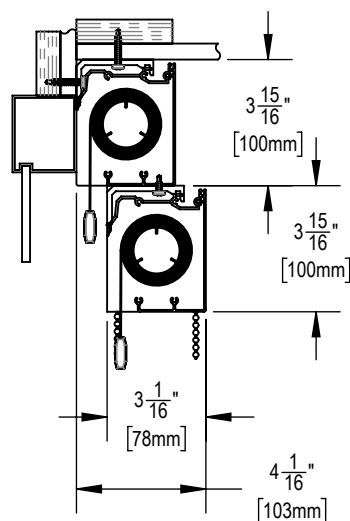
TELES SHADE 4 MANUAL  
VENTED POCKET SYSTEM B  
SF-T4B



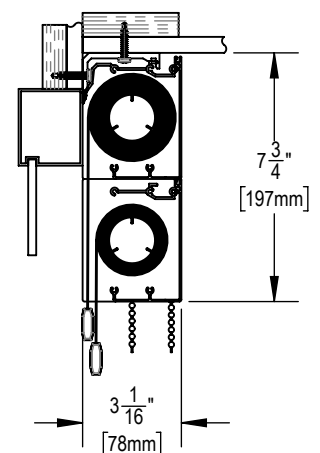
TELES SHADE 4 DUAL MANUAL  
CASSETTE SYSTEM  
SF-T9



TELES SHADE 4 DUAL MANUAL  
CASSETTE SYSTEM IN POCKET  
SF-T9A



TELES SHADE 4 DUAL MANUAL  
STEPPED CASSETTE SYSTEM  
SF-T11



TELES SHADE 4 DUAL MANUAL  
CASSETTE SYSTEM VERTICAL MOUNT  
SF-T13



**SOLARFECTIVE**

USA Phone: 850-208-3417  
Canada Phone: 416-421-3800  
E-mail: sfsupport@legrand.us

## TELES SHADE MANUAL CASSETTE SYSTEM

PROJECT:

DATE:

MAR 18, 2018

SCALE:

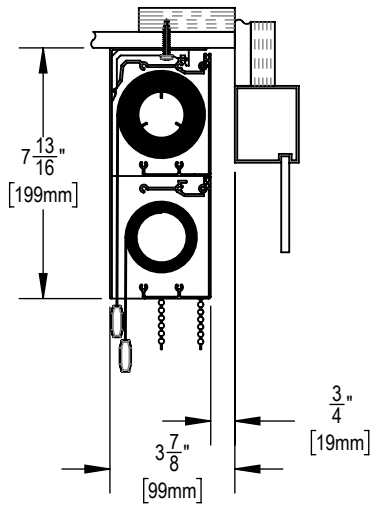
1:6

FILE No.

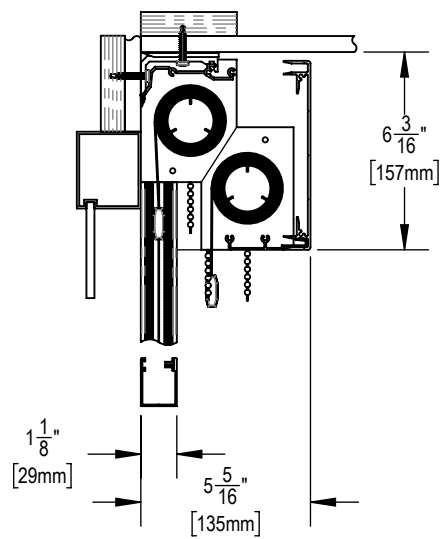
-

DWG. No.

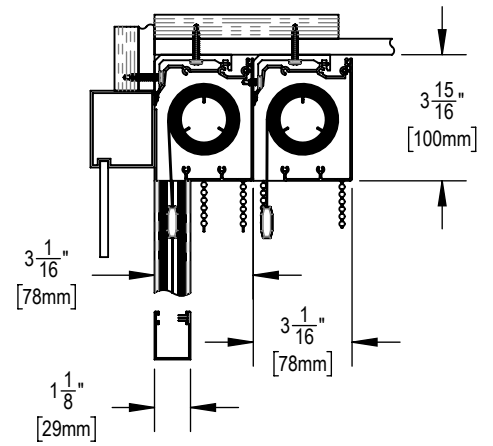
SEE SHEETS



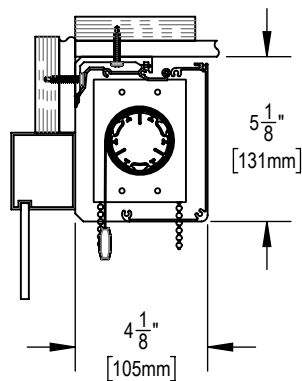
TELESHADE 4 DUAL MANUAL CASSETTE SYSTEM  
VERTICAL MOUNT REVERSE ROLL  
SF-T14



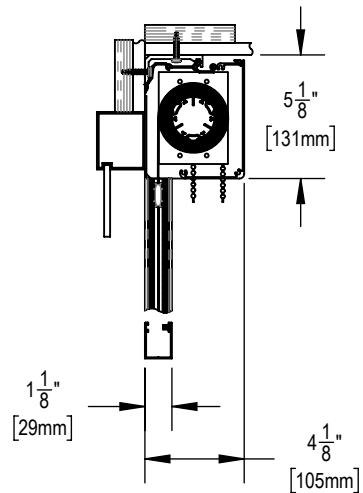
TELESHADE 4 DUAL MANUAL CASSETTE SYSTEM  
WITH SIDE AND BOTTOM CHANNELS  
SF-RD11



TELESHADE 4 DUAL MANUAL CASSETTE SYSTEM  
HORIZONTAL MOUNT WITH  
SIDE AND BOTTOM CHANNELS  
SF-RD14



TELESHADE 5 MANUAL CASSETTE SYSTEM  
SF-T10



TELESHADE 5 MANUAL CASSETTE SYSTEM  
WITH SIDE AND BOTTOM CHANNELS  
SF-RD13



**SOLARFECTIVE**

USA Phone: 850-208-3417  
Canada Phone: 416-421-3800  
E-mail: sfsupport@legrand.us

## TELESHADE MANUAL CASSETTE SYSTEM

PROJECT:

DATE:

MAR 18, 2018

SCALE:

1:6

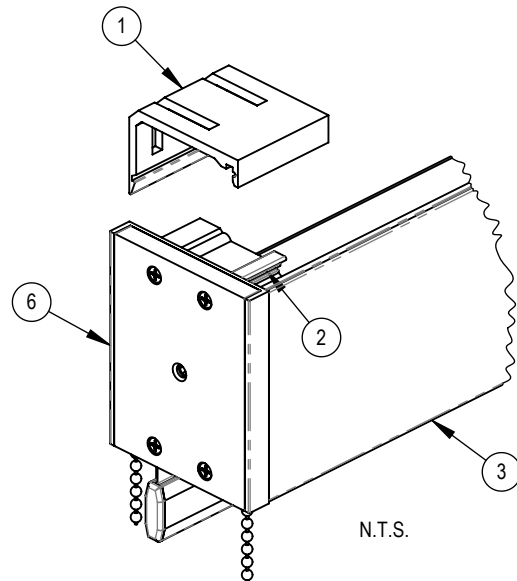
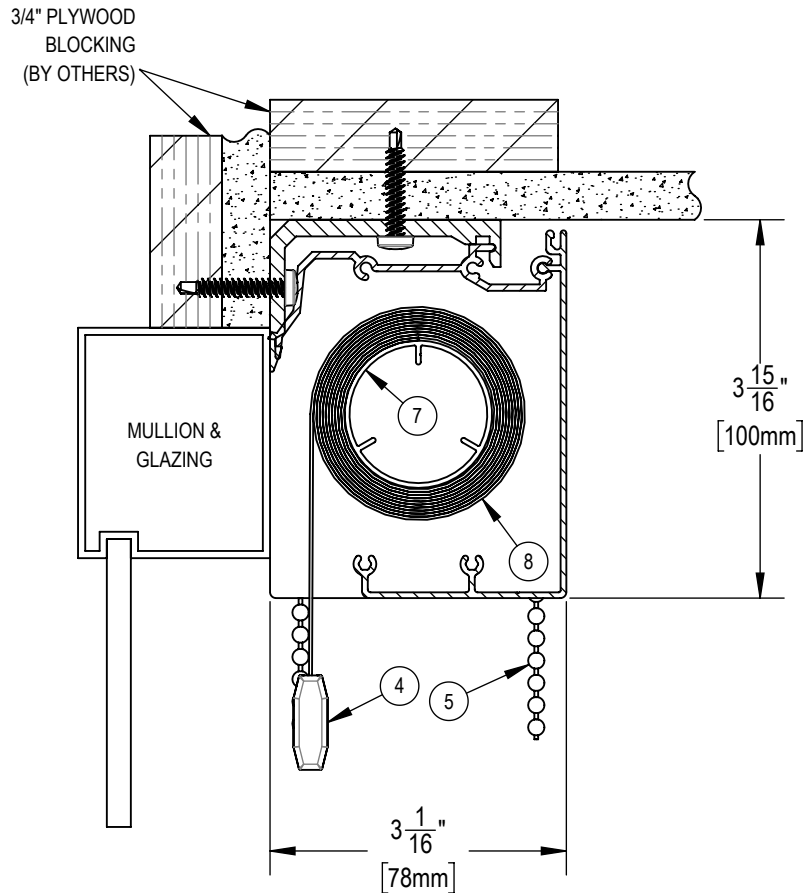
FILE No.

-

DWG. No.

SEE SHEETS

THE TELESHADE CAN BE MOUNTED  
TO THE CEILING OR TO THE  
WALL ABOVE THE MULLION



**NOTES:**

1. MOUNTING ANGLE
2. SPRING CLIP
3. EXTRUDED ALUMINUM FASCIA
4. EXTRUDED ALUMINUM EXTERIOR HEMBAR
5. STAINLESS STEEL BALL CHAIN
6. ABS END BRACKETS
7. 1 1/2" Ø EXTRUDED ALUMINUM TUBE
8. FABRIC: 1%, 3%, 5%, 10% OPENNESS OR BLACKOUT



**SOLARFECTIVE**

USA Phone: 850-208-3417  
Canada Phone: 416-421-3800  
E-mail: sfsupport@legrand.us

**TELESHADE 4 MANUAL CASSETTE SYSTEM**

PROJECT:

DATE:

MAR 18, 2018

SCALE:

1:2

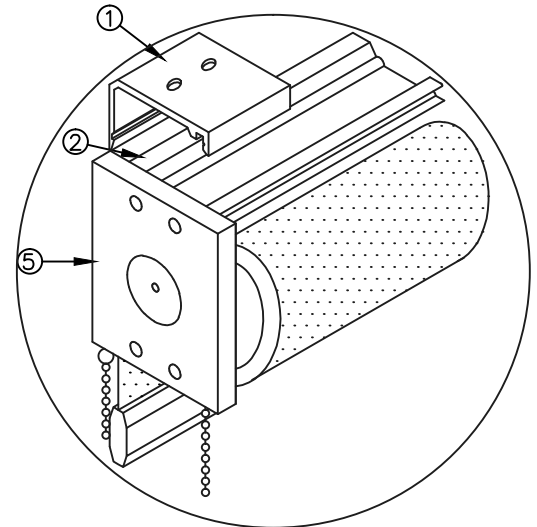
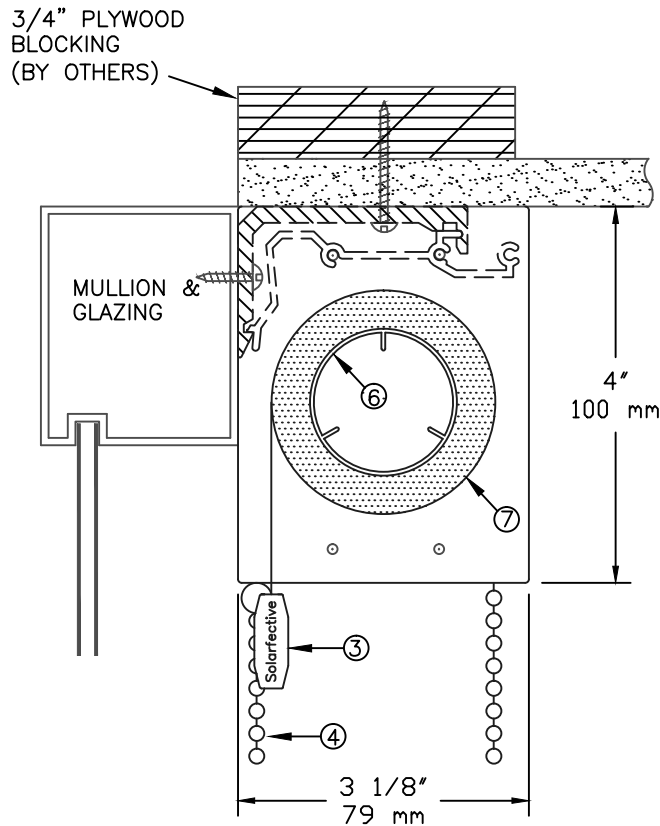
FILE No.

-

DWG. No.

SF-T1

THE TELESHADE CAN BE MOUNTED  
TO THE CEILING OR TO THE  
FACE OF THE MULLION



**NOTES:**

1. MOUNTING ANGLE
2. CONTINUOUS SPRING CLIP
3. EXTRUDED ALUMINUM EXTERIOR HEMBAR
4. STAINLESS STEEL BALL CHAIN
5. ABS END BRACKETS
6. 1 1/2"  $\phi$  EXTRUDED ALUMINUM TUBE
7. FABRIC: 1%, 3%, 5%, 10% OPENNESS OR BLACKOUT



**SOLARFECTIVE**

USA Phone: 850-208-3417  
Canada Phone: 416-421-3800  
E-mail: sfsupport@legrand.us

## TELESHADE SYSTEM WITH CONTINUOUS SPRING CLIP

PROJECT: —

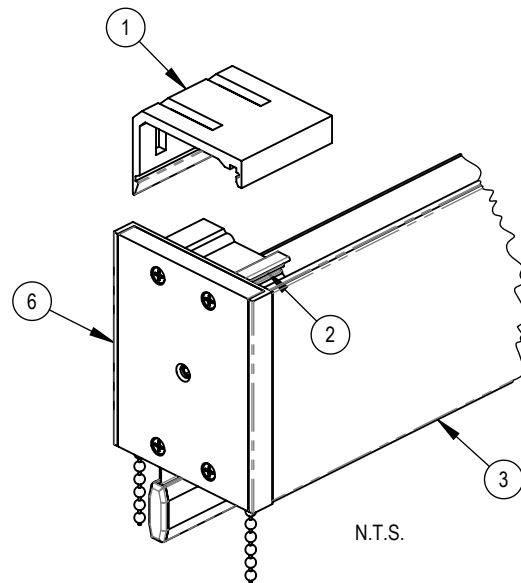
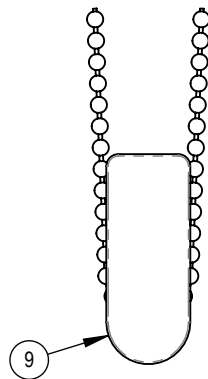
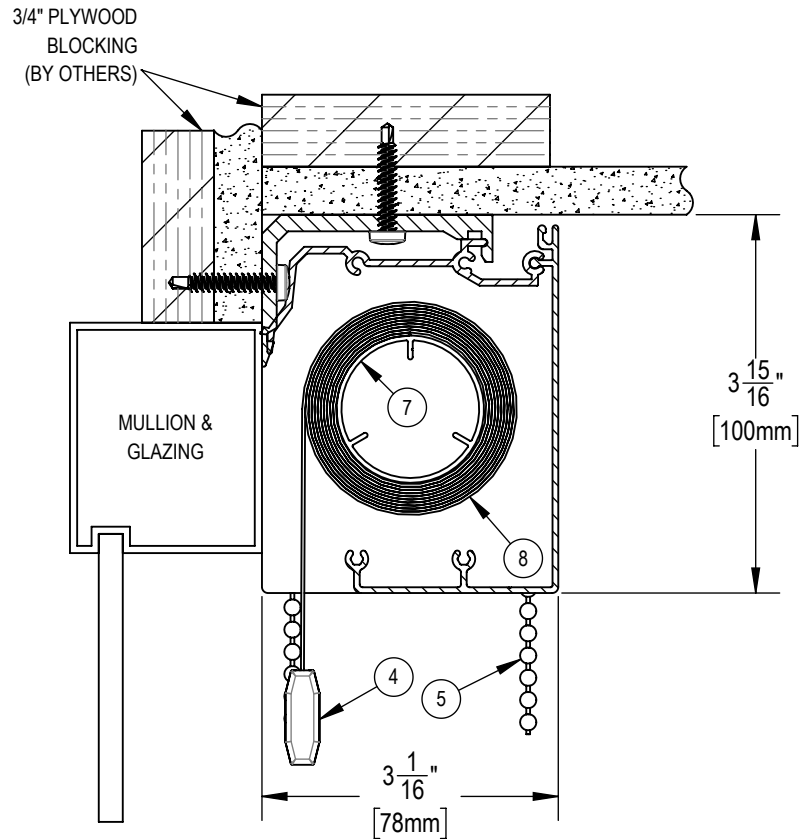
DATE:  
JAN 1, 2017

SCALE:  
1 : 2

FILE No.  
—

DWG. No.  
T-1B

THE TELESHADE CAN BE MOUNTED  
TO THE CEILING OR TO THE  
WALL ABOVE THE MULLION



**NOTES:**

1. MOUNTING ANGLE
2. SPRING CLIP
3. EXTRUDED ALUMINUM FASCIA
4. EXTRUDED ALUMINUM EXTERIOR HEMBAR
5. STAINLESS STEEL BALL CHAIN
6. ABS END BRACKETS
7. 1 1/2" Ø EXTRUDED ALUMINUM TUBE
8. FABRIC: 1%, 3%, 5%, 10% OPENNESS OR BLACKOUT
9. CHAIN RETAINER



**SOLARFECTIVE**

USA Phone: 850-208-3417  
Canada Phone: 416-421-3800  
E-mail: sfsupport@legrand.us

**TELESHADE 4 MANUAL CASSETTE SYSTEM  
WITH CHAIN RETAINER**

PROJECT: -

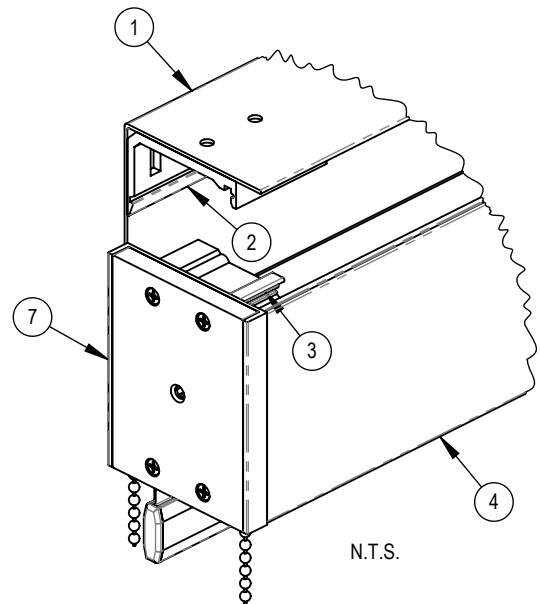
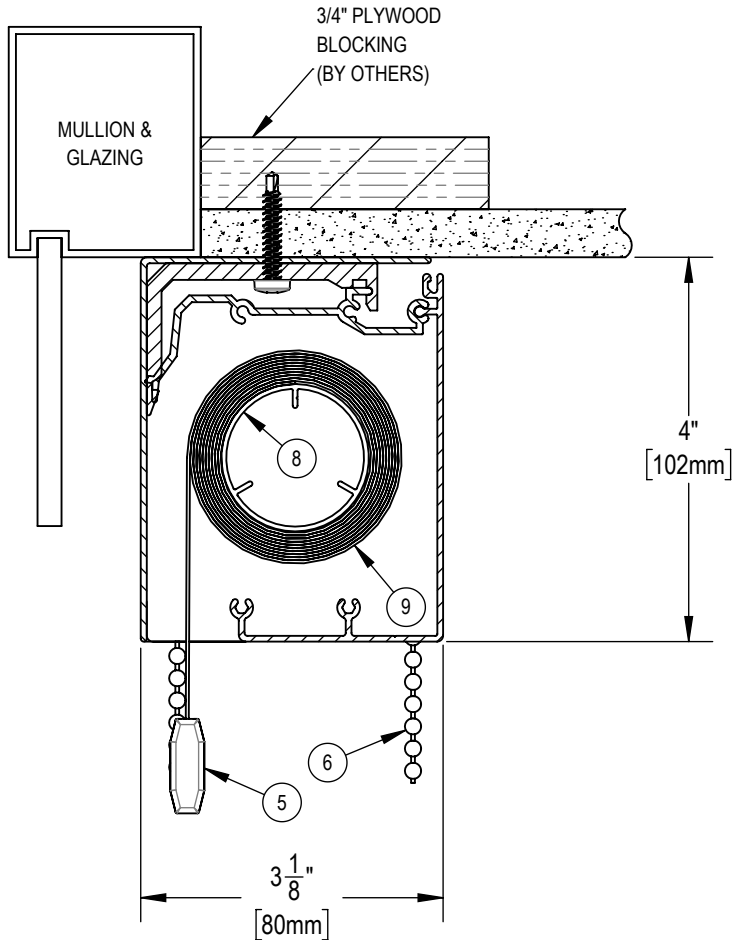
DATE:  
**MAR 18, 2018**

SCALE:  
**1:2**

FILE No.

-

DWG. No.  
**SF-T12**



**NOTES:**

1. EXTRUDED ALUMINUM BACK FASCIA
2. MOUNTING ANGLE
3. SPRING CLIP
4. EXTRUDED ALUMINUM FASCIA
5. EXTRUDED ALUMINUM EXTERIOR HEMBAR
6. STAINLESS STEEL BALL CHAIN
7. ABS END BRACKETS
8. 1 1/2"  $\phi$  EXTRUDED ALUMINUM TUBE
9. FABRIC: 1%, 3%, 5%, 10% OPENNESS OR BLACKOUT



**SOLARFECTIVE**

USA Phone: 850-208-3417  
Canada Phone: 416-421-3800  
E-mail: sfsupport@legrand.us

**TELESHADE 4 MANUAL CASSETTE SYSTEM  
WITH BACK FASCIA**

PROJECT:

DATE:

MAR 18, 2018

SCALE:

1:2

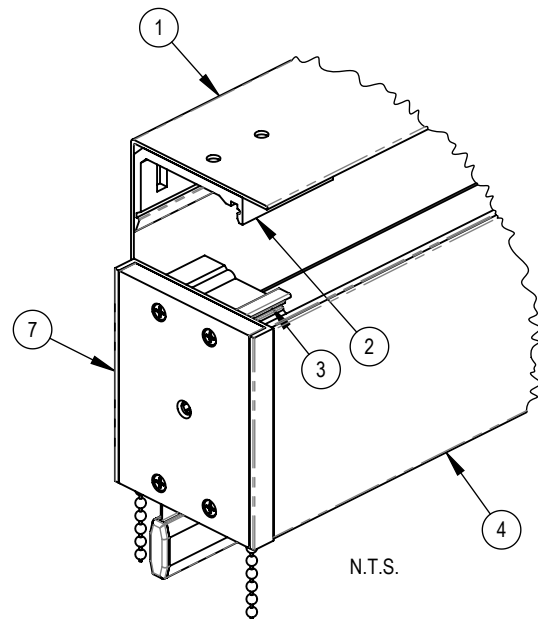
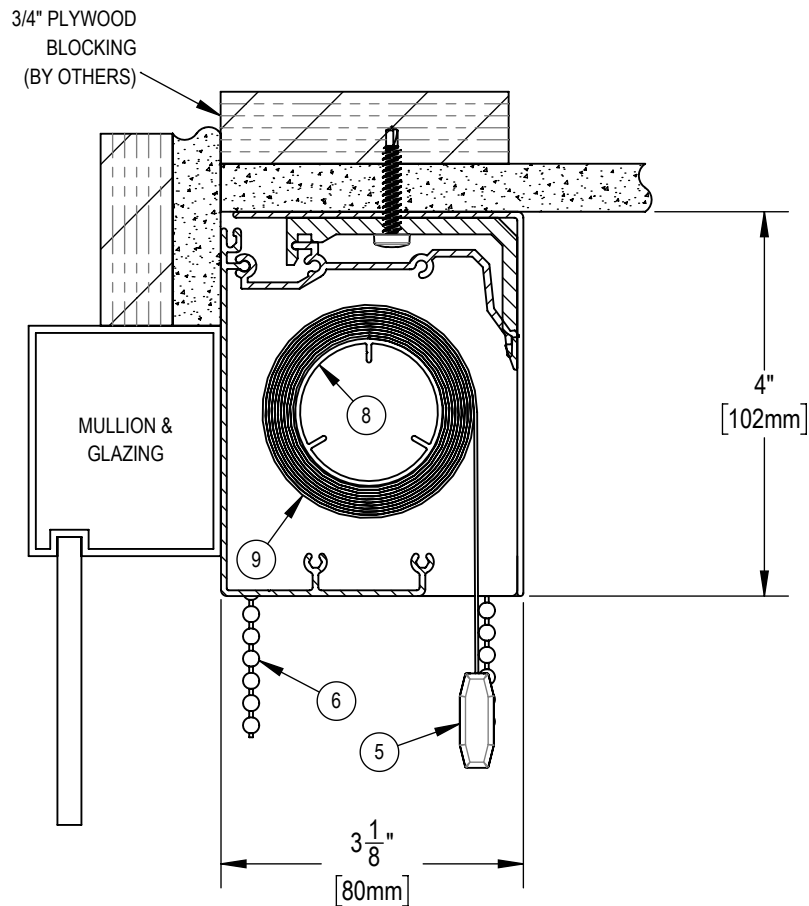
FILE No.

-

DWG. No.

SF-T2





#### NOTES:

1. EXTRUDED ALUMINUM BACK FASCIA
2. MOUNTING ANGLE
3. SPRING CLIP
4. EXTRUDED ALUMINUM FASCIA
5. EXTRUDED ALUMINUM EXTERIOR HEMBAR
6. STAINLESS STEEL BALL CHAIN
7. ABS END BRACKETS
8. 1 1/2" Ø EXTRUDED ALUMINUM TUBE
9. FABRIC: 1%, 3%, 5%, 10% OPENNESS OR BLACKOUT



**SOLARFECTIVE**

USA Phone: 850-208-3417  
Canada Phone: 416-421-3800  
E-mail: sfsupport@legrand.us

## TELESHADE 4 REVERSE ROLL MANUAL CASSETTE SYSTEM WITH BACK FASCIA

PROJECT:

DATE:

MAR 18, 2018

SCALE:

1:2

FILE No.

-

DWG. No.

SF-T2A

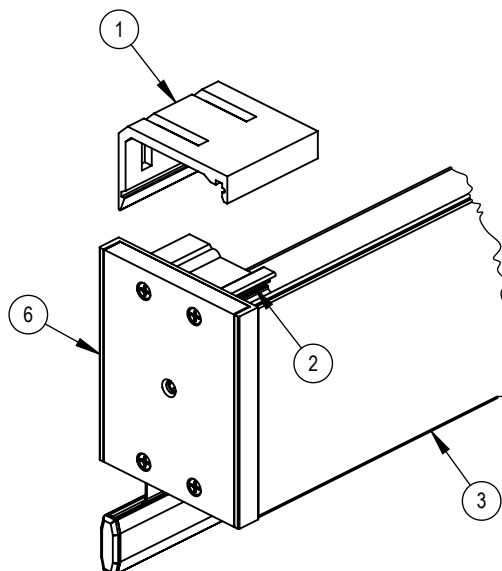
3/4" PLYWOOD  
BLOCKING  
(BY OTHERS)

MULLION &  
GLAZING

THE TELESHADE CAN BE MOUNTED  
TO THE CEILING OR TO THE  
WALL ABOVE THE MULLION

$3 \frac{15}{16}$ "  
[100mm]

$3 \frac{1}{16}$ "  
[78mm]



**NOTES:**

1. MOUNTING ANGLE
2. SPRING CLIP
3. EXTRUDED ALUMINUM FASCIA
4. EXTRUDED ALUMINUM EXTERIOR HEMBAR
5. DELRIN DOOR CLIP ON EACH SIDE OF SHADE
6. ABS END BRACKETS
7. 1 1/2" Ø EXTRUDED ALUMINUM TUBE
8. FABRIC: 1%, 3%, 5%, 10% OPENNESS OR BLACKOUT



**SOLARFECTIVE**

USA Phone: 850-208-3417  
Canada Phone: 416-421-3800  
E-mail: sfsupport@legrand.us

**TELESHADE 4 MANUAL CASSETTE SYSTEM  
WITH SPRING LOADED DOOR SHADE**

PROJECT:

DATE:

MAR 18, 2018

SCALE:

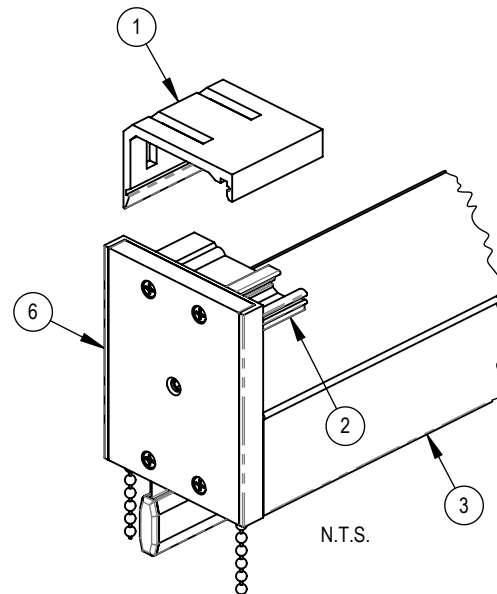
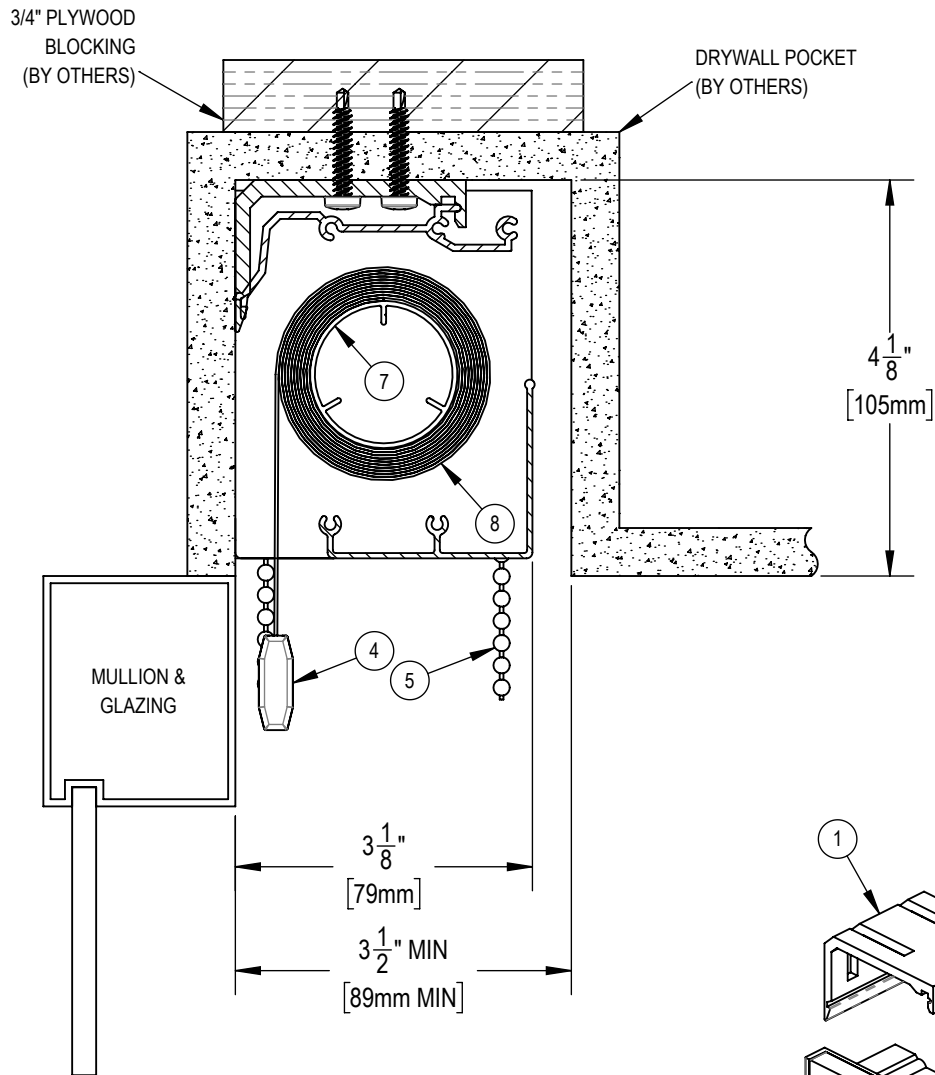
1:2

FILE No.

-

DWG. No.

SF-T3



**NOTES:**

1. MOUNTING ANGLE
2. SPRING CLIP
3. EXTRUDED ALUMINUM FASCIA
4. EXTRUDED ALUMINUM EXTERIOR HEMBAR
5. STAINLESS STEEL BALL CHAIN
6. ABS END BRACKETS
7. 1 1/2" Ø EXTRUDED ALUMINUM TUBE
8. FABRIC: 1%, 3%, 5%, 10% OPENNESS OR BLACKOUT



**SOLARFECTIVE**

USA Phone: 850-208-3417  
Canada Phone: 416-421-3800  
E-mail: sfsupport@legrand.us

## TELESHADE 4 MANUAL CASSETTE SYSTEM IN POCKET

PROJECT:

DATE:

MAR 18, 2018

SCALE:

1:2

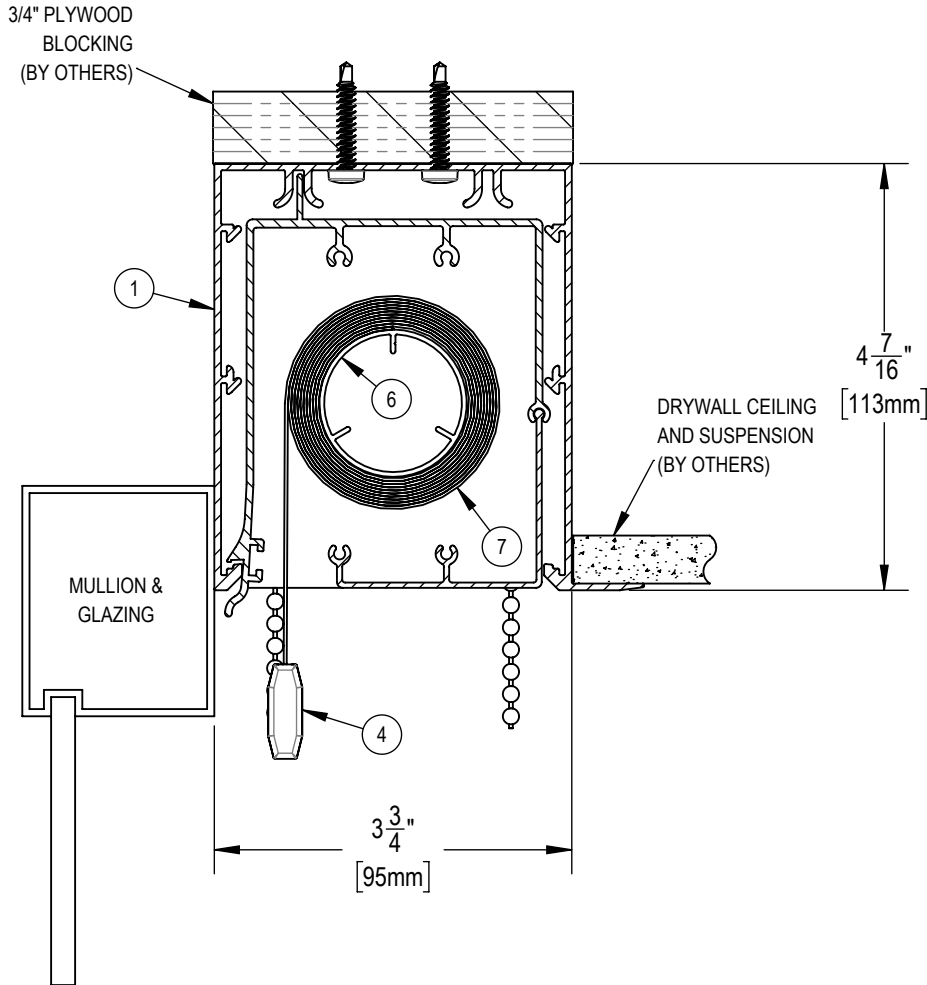
FILE No.

-

DWG. No.

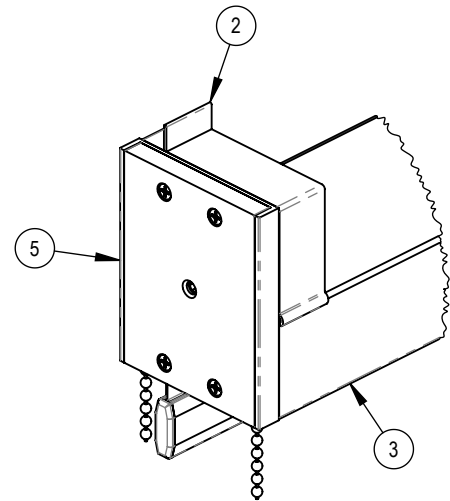
SF-T5

CONTINUOUS TELE POCKET CAN BE ADAPTED  
TO ANY CEILING TYPE WHEN  
SAMPLE OF CEILING SYSTEM SUPPLIED



**NOTES:**

1. CONTINUOUS ALUMINUM TELE POCKET SYSTEM
2. 1" WIDE PUSH UP CLIP
3. EXTRUDED ALUMINUM HALF FASCIA
4. EXTRUDED ALUMINUM EXTERIOR HEMBAR
5. STAINLESS STEEL BALL CHAIN
6. ABS END BRACKET (3 1/16" X 3 13/16")
7. 1 1/2" Ø EXTRUDED ALUMINUM TUBE
8. FABRIC: 1%, 3%, 5%, 10% OPENNESS OR BLACKOUT



**NOTE:**

ITEM 1 REMOVED IN THIS VIEW FOR CLARITY



**SOLARFECTIVE**

USA Phone: 850-208-3417  
Canada Phone: 416-421-3800  
E-mail: sfsupport@legrand.us

**TELESHADE 4 MANUAL  
STANDARD POCKET SYSTEM**

PROJECT:

DATE:

MAR 18, 2018

SCALE:

1:2

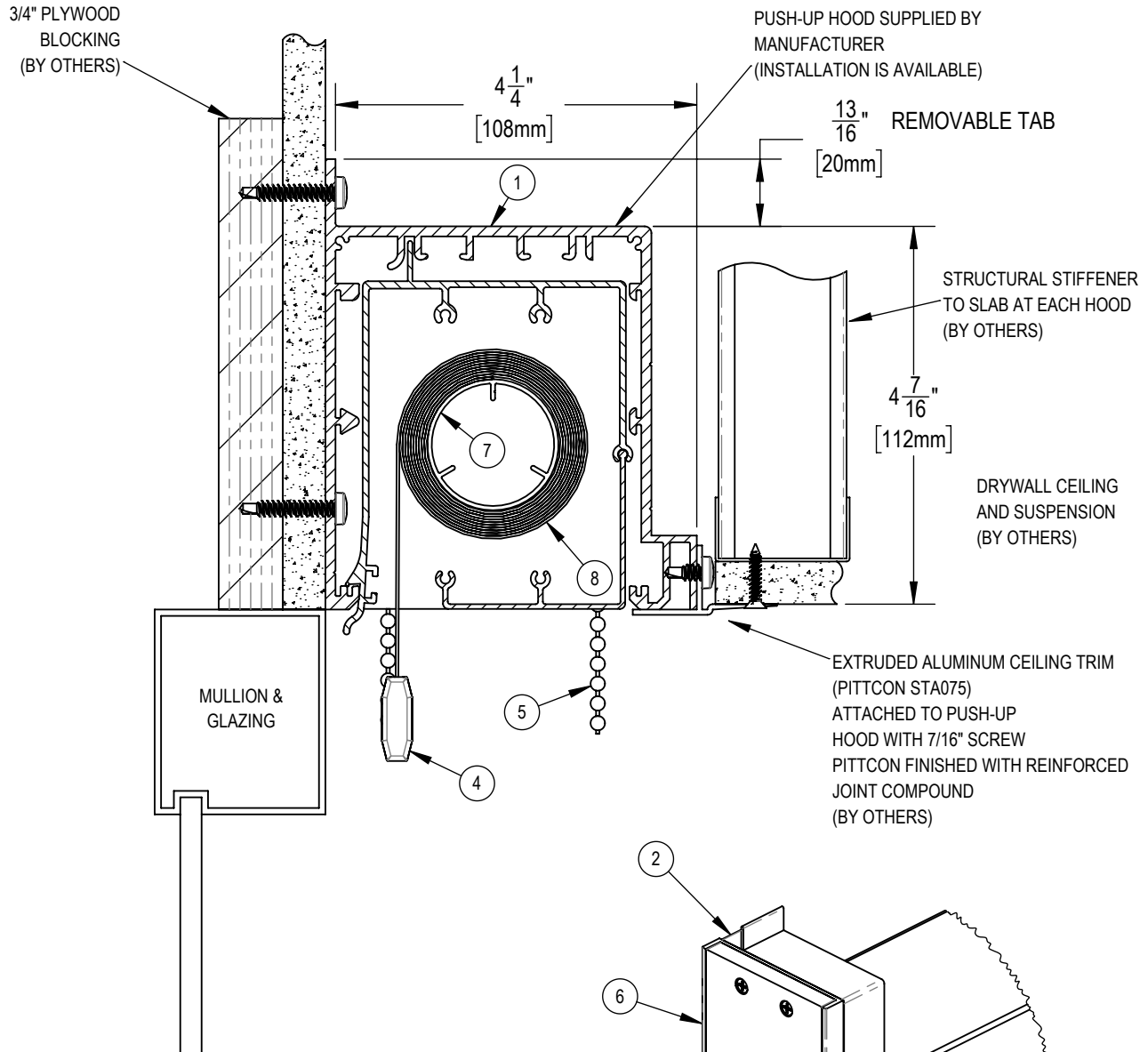
FILE No.

-

DWG. No.

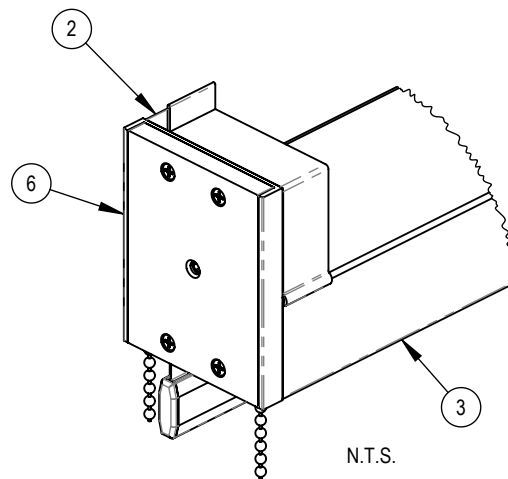
SF-T17

PUSH-UP HOOD CAN BE ADAPTED  
TO ANY CEILING TYPE WHEN  
SAMPLE OF CEILING SYSTEM SUPPLIED



**NOTES:**

1. 3" WIDE EXTRUDED ALUMINUM PUSH-UP HOOD AT EACH END OF SHADE (NOT CONTINUOUS)
2. 1" WIDE PUSH-UP CLIP
3. EXTRUDED ALUMINUM HALF FASCIA
4. EXTRUDED ALUMINUM EXTERIOR HEMBAR
5. STAINLESS STEEL BALL CHAIN
6. ABS END BRACKET (3 1/16" X 3 13/16")
7. 1 1/2" Ø EXTRUDED ALUMINUM TUBE
8. FABRIC: 1%, 3%, 5%, 10% OPENNESS OR BLACKOUT



**NOTE:**  
ITEM 1 REMOVED IN THIS VIEW FOR CLARITY

NB.\*HOODS REQUIRE SUPPORT GIVEN BY THE T-BAR ATTACHMENT



**SOLARFECTIVE**

USA Phone: 850-208-3417  
Canada Phone: 416-421-3800  
E-mail: sfsupport@legrand.us

## TELESHADE 4 MANUAL VENTED POCKET SYSTEM A

PROJECT:

DATE:

MAR 18, 2018

SCALE:

1:2

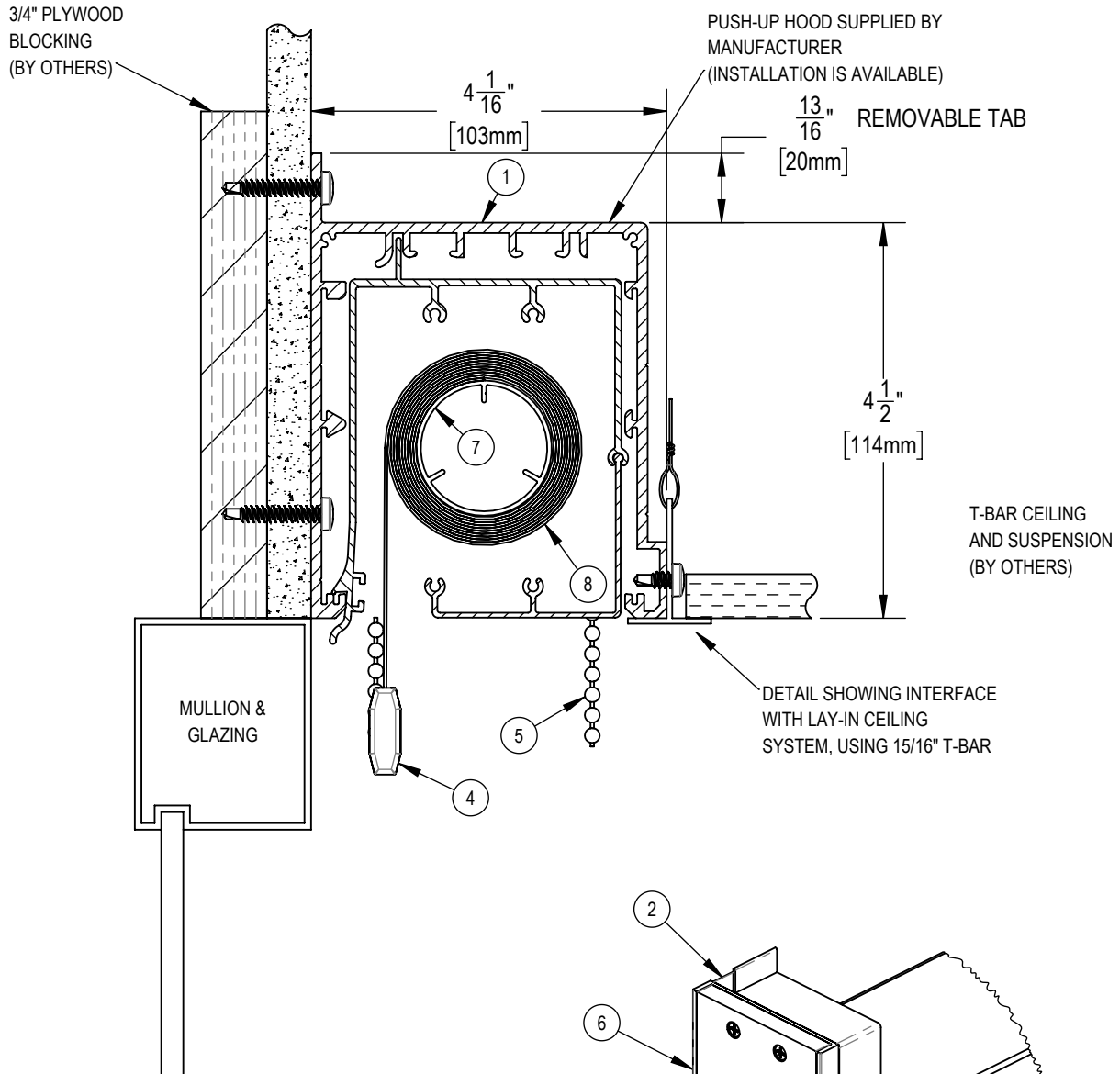
FILE No.

-

DWG. No.

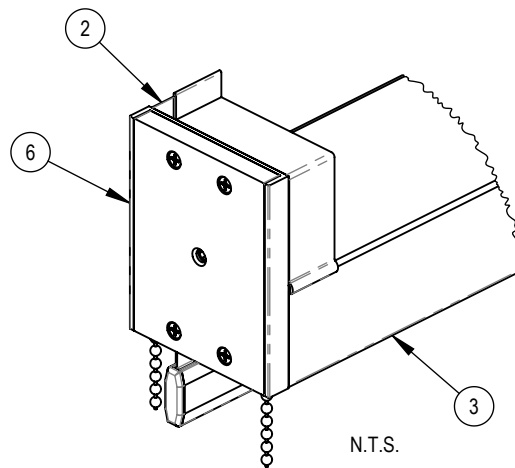
SF-T4A

PUSH-UP HOOD CAN BE ADAPTED  
TO ANY CEILING TYPE WHEN  
SAMPLE OF CEILING SYSTEM SUPPLIED



**NOTES:**

1. 3" WIDE EXTRUDED ALUMINUM PUSH-UP HOOD  
AT EACH END OF SHADE (NOT CONTINUOUS)
2. 1" WIDE PUSH-UP CLIP
3. EXTRUDED ALUMINUM HALF FASCIA
4. EXTRUDED ALUMINUM EXTERIOR HEMBAR
5. STAINLESS STEEL BALL CHAIN
6. ABS END BRACKET (3 1/16" X 3 13/16")
7. 1 1/2" Ø EXTRUDED ALUMINUM TUBE
8. FABRIC: 1%, 3%, 5%, 10% OPENNESS OR BLACKOUT



**NOTE:**  
ITEM 1 REMOVED IN THIS VIEW FOR CLARITY

NB.\*HOODS REQUIRE SUPPORT GIVEN BY THE T-BAR ATTACHMENT



**SOLARFECTIVE**

USA Phone: 850-208-3417  
Canada Phone: 416-421-3800  
E-mail: sfsupport@legrand.us

## TELESHADE 4 MANUAL VENTED POCKET SYSTEM B

PROJECT:

DATE:

MAR 18, 2018

SCALE:

1:2

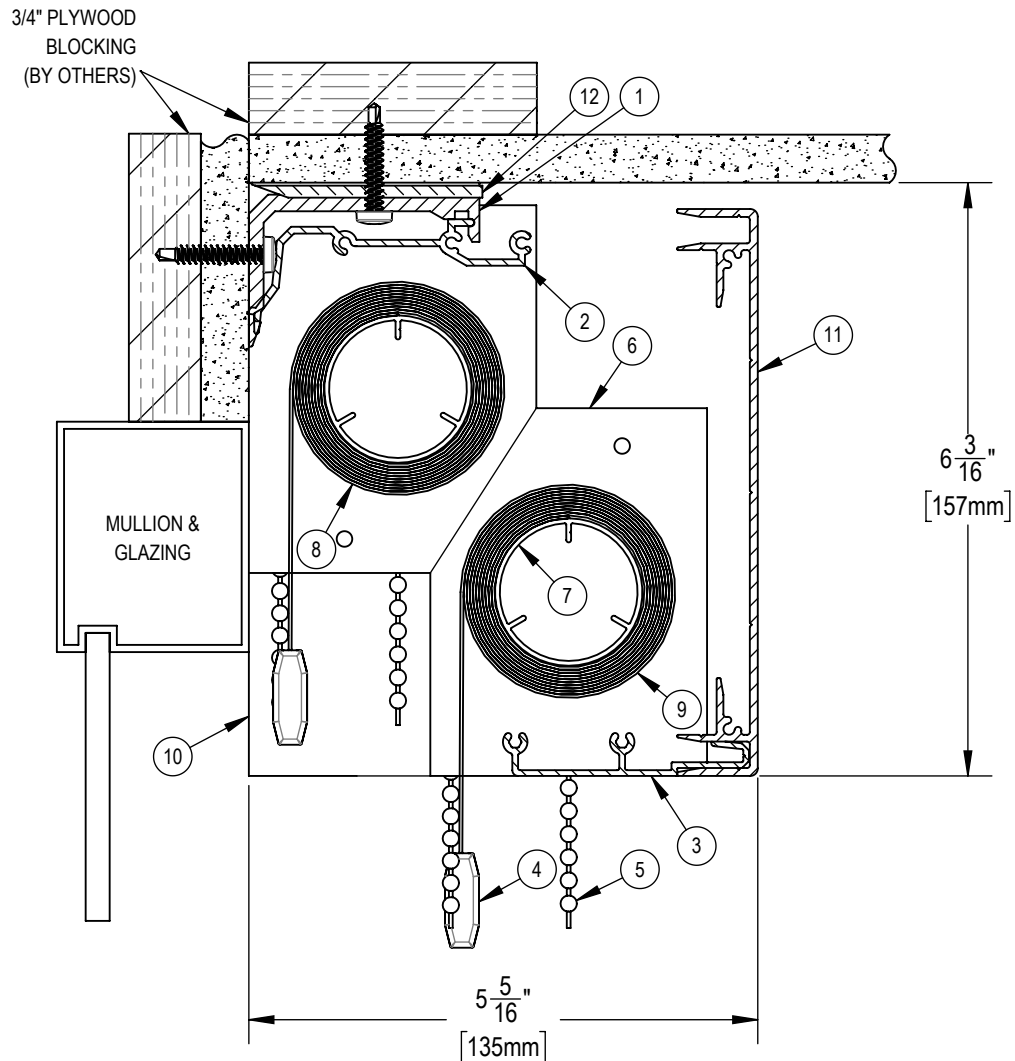
FILE No.

-

DWG. No.

SF-T4B

THE TELESHADE CAN BE MOUNTED  
TO THE CEILING OR TO THE  
WALL ABOVE THE MULLION



**NOTES:**

1. MOUNTING ANGLE
2. SPRING CLIP
3. EXTRUDED ALUMINUM TELECLOSURE
4. EXTRUDED ALUMINUM EXTERIOR HEMBAR
5. STAINLESS STEEL BALL CHAIN -- UPPER SHADE RIGHT CHAIN, LOWER SHADE LEFT CHAIN
6. ABS END BRACKETS
7. 1 1/2" Ø EXTRUDED ALUMINUM TUBE
8. FABRIC: 1%, 3%, 5%, 10% OPENNESS OR BLACKOUT
9. FABRIC: 1%, 3%, 5%, 10% OPENNESS OR BLACKOUT
10. ALUMINUM END PLATE
11. EXTRUDED ALUMINUM 6" FASCIA
12. 1/8" SHIM



**SOLARFECTIVE**

USA Phone: 850-208-3417  
Canada Phone: 416-421-3800  
E-mail: sfsupport@legrand.us

**TELESHADE 4 DUAL MANUAL CASSETTE SYSTEM**

PROJECT:

DATE:

MAR 18, 2018

SCALE:

1:2

FILE No.

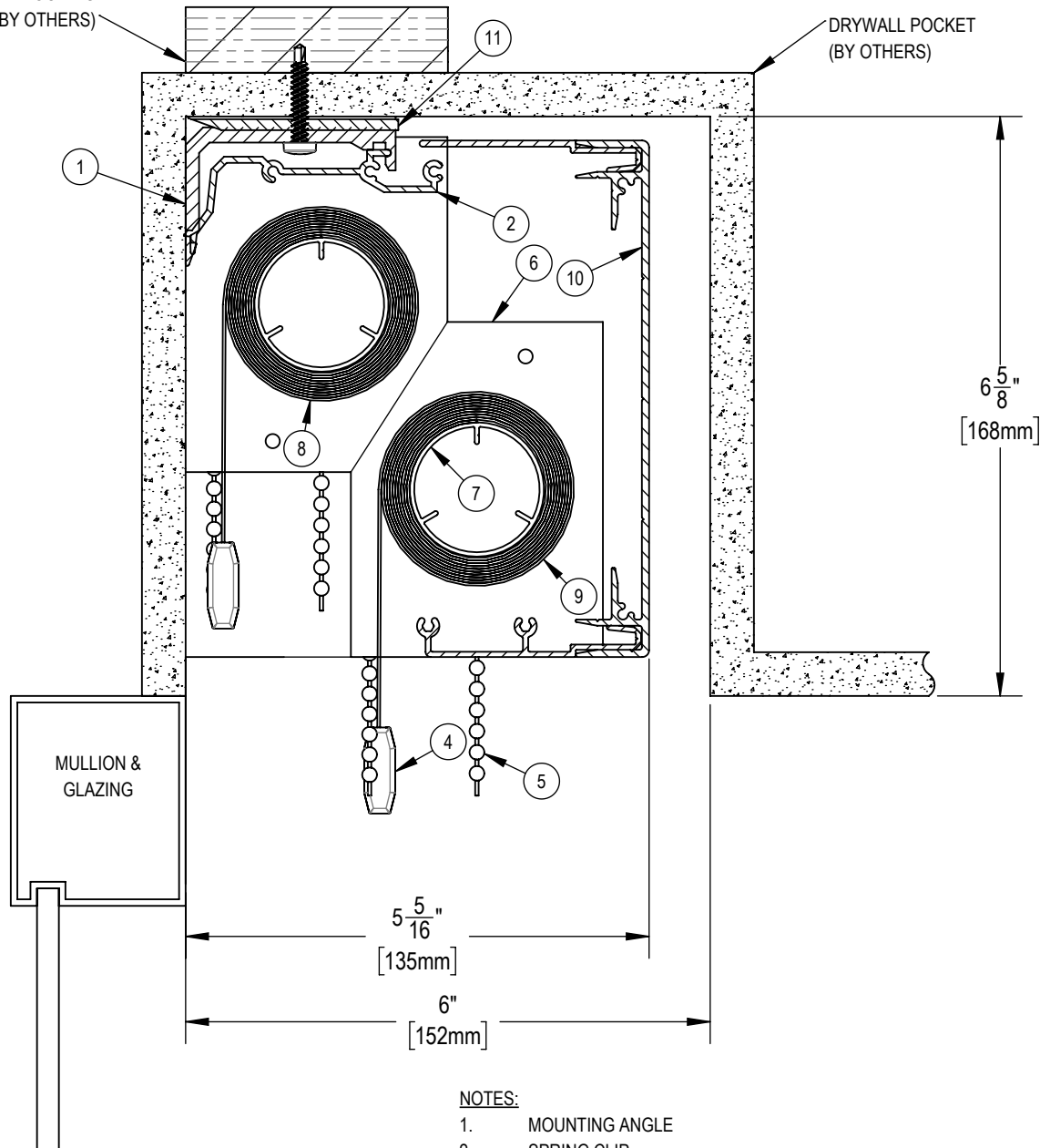
-

DWG. No.

SF-T9

3/4" PLYWOOD  
BLOCKING  
(BY OTHERS)

DRYWALL POCKET  
(BY OTHERS)



**NOTES:**

1. MOUNTING ANGLE
2. SPRING CLIP
3. EXTRUDED ALUMINUM FASCIA
4. EXTRUDED ALUMINUM EXTERIOR HEMBAR
5. STAINLESS STEEL BALL CHAIN -- UPPER SHADE RIGHT CHAIN, LOWER SHADE LEFT CHAIN
6. ABS END BRACKETS
7. 1 1/2" Ø EXTRUDED ALUMINUM TUBE
8. FABRIC: 1%, 3%, 5%, 10% OPENNESS OR BLACKOUT
9. FABRIC: 1%, 3%, 5%, 10% OPENNESS OR BLACKOUT
10. EXTRUDED ALUMINUM 6" FASCIA
11. 1/8" SPACER



**SOLARFECTIVE**

USA Phone: 850-208-3417  
Canada Phone: 416-421-3800  
E-mail: sfsupport@legrand.us

## TELESHADE 4 DUAL MANUAL CASSETTE SYSTEM IN POCKET

PROJECT:

DATE:

MAR 18, 2018

SCALE:

1:2

FILE No.

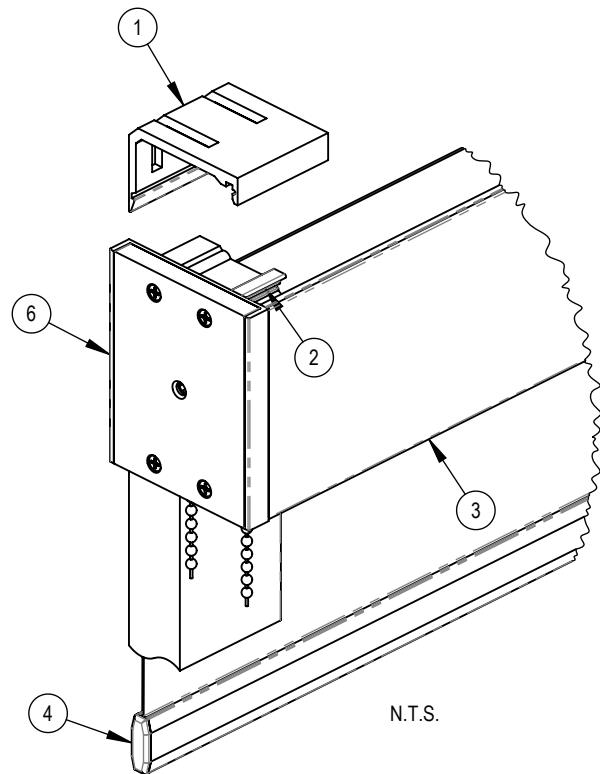
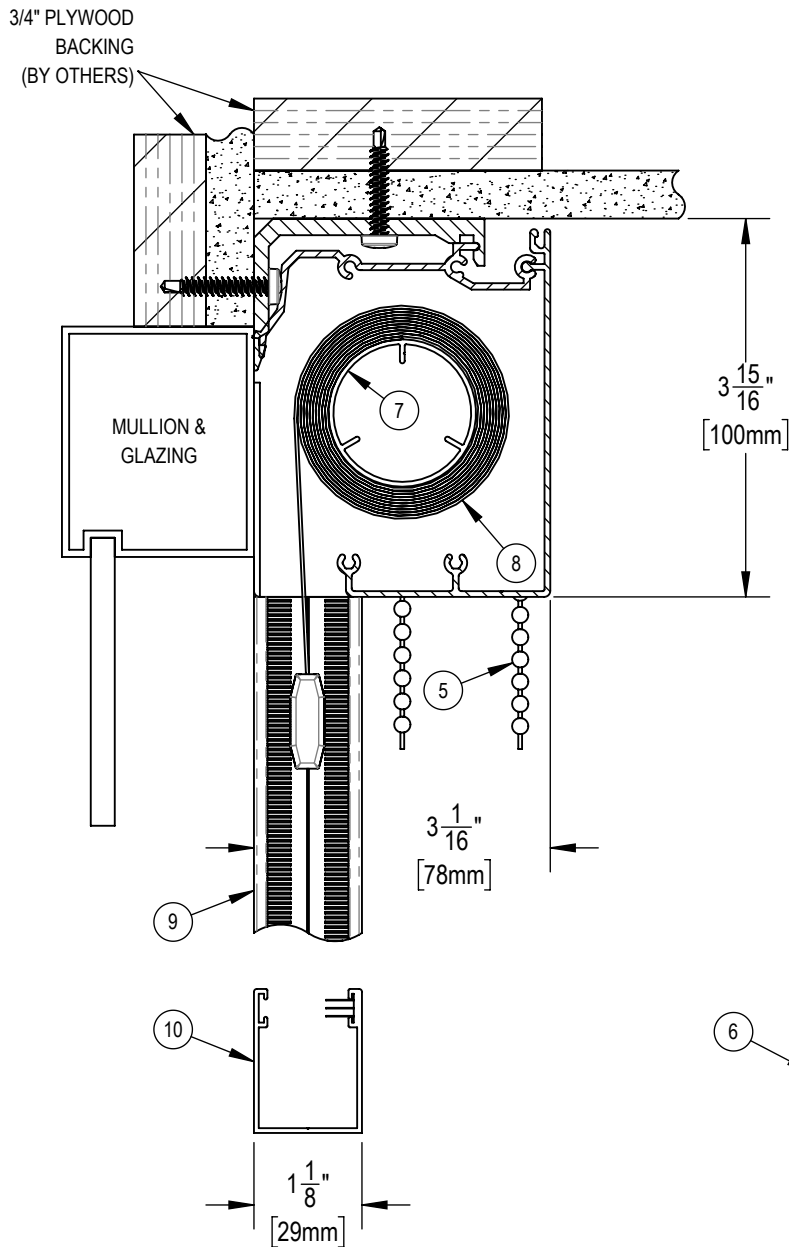
-

DWG. No.

SF-T9A



THE TELESHADE CAN BE MOUNTED  
TO THE CEILING OR TO THE  
WALL ABOVE THE MULLION



**NOTES:**

1. MOUNTING ANGLE
2. SPRING CLIP
3. EXTRUDED ALUMINUM FASCIA
4. EXTRUDED ALUMINUM EXTERIOR HEMBAR
5. STAINLESS STEEL BALL CHAIN
6. ABS END BRACKETS
7. 1 1/2"  $\phi$  EXTRUDED ALUMINUM TUBE
8. FABRIC: 1%, 3%, 5%, 10% OPENNESS OR BLACKOUT
9. MANUAL BLACKOUT SIDE CHANNELS
10. MANUAL BLACKOUT BOTTOM CHANNELS



**SOLARFECTIVE**

USA Phone: 850-208-3417  
Canada Phone: 416-421-3800  
E-mail: sfsupport@legrand.us

**TELESHADE 4 MANUAL CASSETTE SYSTEM  
WITH SIDE AND BOTTOM CHANNELS**

PROJECT:

DATE:

MAR 18, 2018

SCALE:

1:2

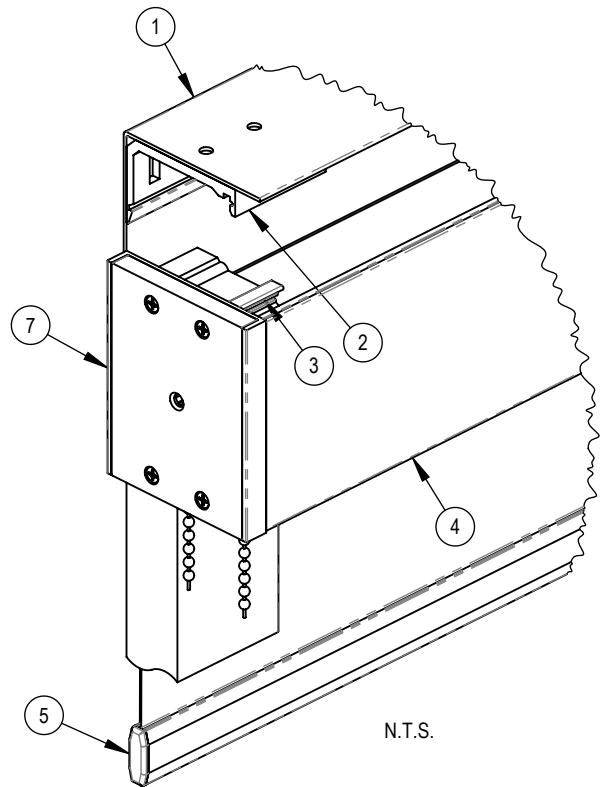
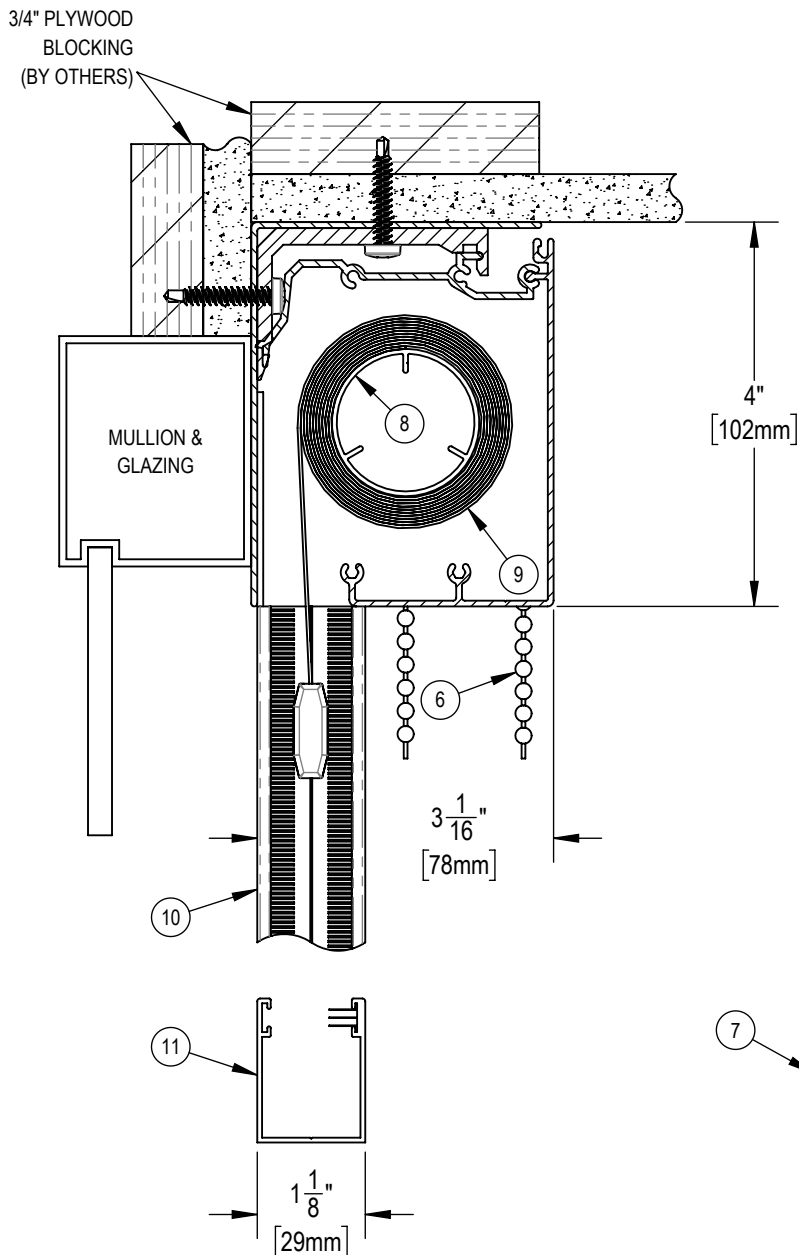
FILE No.

-

DWG. No.

SF-RD1

THE TELESHADE CAN BE MOUNTED  
TO THE CEILING OR TO THE  
WALL ABOVE THE MULLION



**NOTES:**

1. EXTRUDED ALUMINUM BACK FASCIA
2. MOUNTING ANGLE
3. SPRING CLIP
4. EXTRUDED ALUMINUM FASCIA
5. EXTRUDED ALUMINUM EXTERIOR HEMBAR
6. STAINLESS STEEL BALL CHAIN
7. ABS END BRACKETS
8. 1 1/2" Ø EXTRUDED ALUMINUM TUBE
9. FABRIC: 1%, 3%, 5%, 10% OPENNESS OR BLACKOUT
10. MANUAL BLACKOUT SIDE CHANNELS
11. MANUAL BLACKOUT BOTTOM CHANNELS



**SOLARFECTIVE**

USA Phone: 850-208-3417  
Canada Phone: 416-421-3800  
E-mail: sfsupport@legrand.us

**TELESHADE 4 MANUAL CASSETTE SYSTEM  
WITH BACK FASCIA, SIDE AND BOTTOM CHANNELS**

PROJECT:

DATE:

MAR 18, 2018

SCALE:

1:2

FILE No.

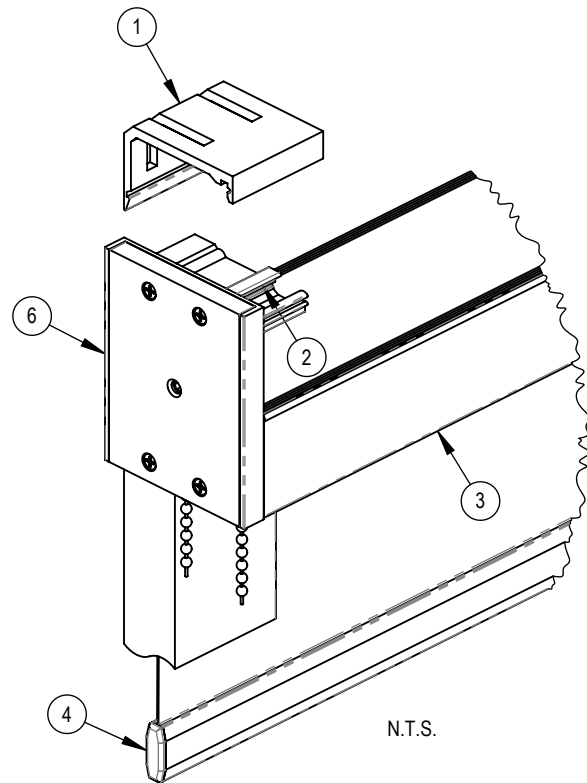
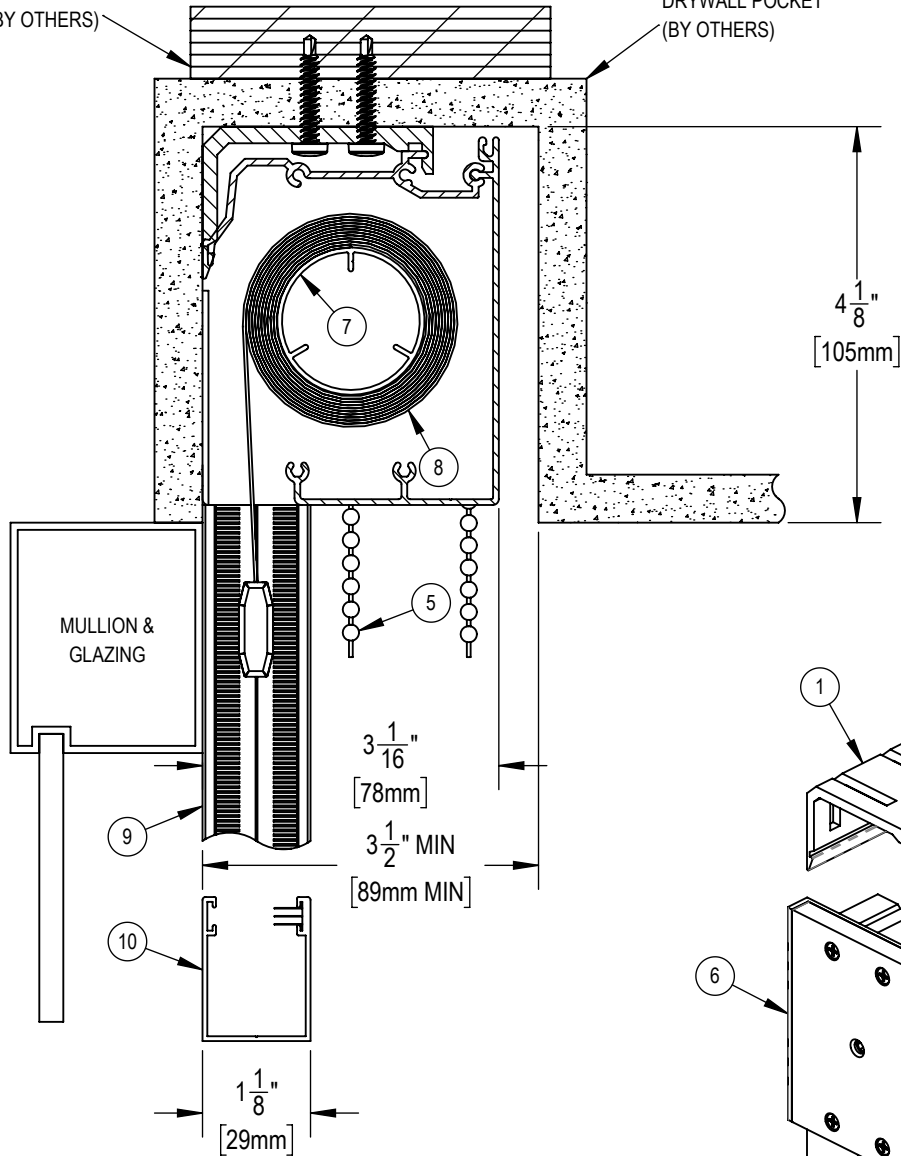
-

DWG. No.

SF-RD2

3/4" PLYWOOD  
BLOCKING  
(BY OTHERS)

DRYWALL POCKET  
(BY OTHERS)



**NOTES:**

1. MOUNTING ANGLE
2. SPRING CLIP
3. EXTRUDED ALUMINUM FASCIA
4. EXTRUDED ALUMINUM EXTERIOR HEMBAR
5. STAINLESS STEEL BALL CHAIN
6. ABS END BRACKETS
7. 1 1/2" Ø EXTRUDED ALUMINUM TUBE
8. FABRIC: 1%, 3%, 5%, 10% OPENNESS OR BLACKOUT
9. MANUAL BLACKOUT SIDE CHANNELS
10. MANUAL BLACKOUT BOTTOM CHANNEL



**SOLARFECTIVE**

USA Phone: 850-208-3417  
Canada Phone: 416-421-3800  
E-mail: sfsupport@legrand.us

**TELESHADE 4 MANUAL CASSETTE SYSTEM  
IN POCKET WITH SIDE AND BOTTOM CHANNELS**

PROJECT:

DATE:

MAR 18, 2018

SCALE:

1:2

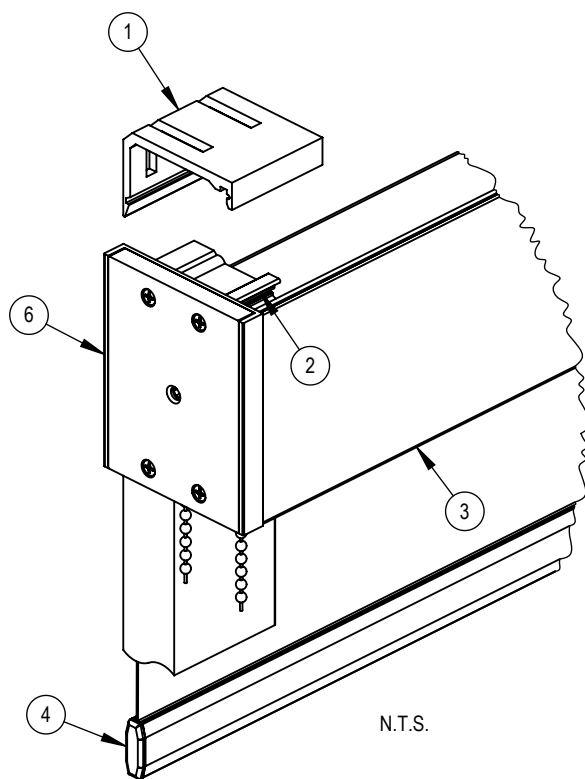
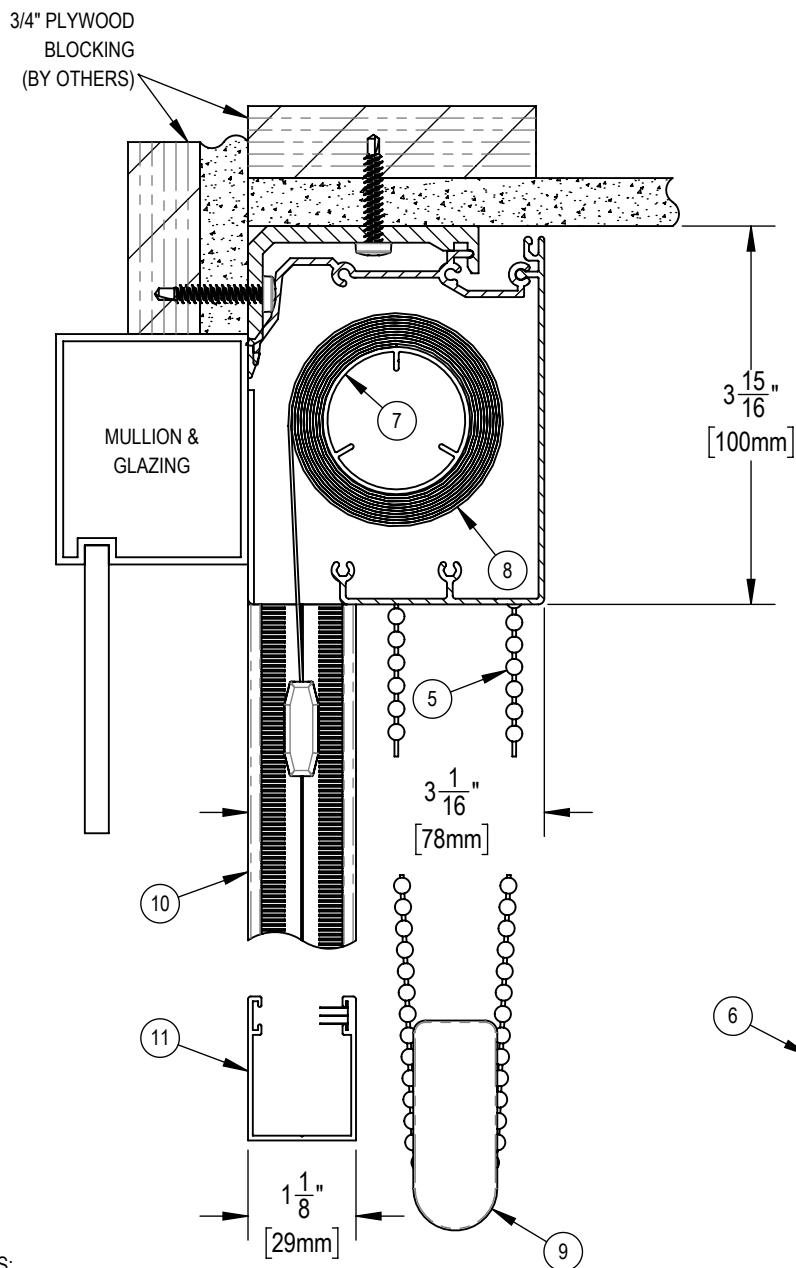
FILE No.

-

DWG. No.

SF-RD3

THE TELESHADE CAN BE MOUNTED  
TO THE CEILING OR TO THE  
WALL ABOVE THE MULLION



**NOTES:**

1. MOUNTING ANGLE
2. SPRING CLIP
3. EXTRUDED ALUMINUM FASCIA
4. EXTRUDED ALUMINUM EXTERIOR HEMBAR
5. STAINLESS STEEL BALL CHAIN
6. ABS END BRACKETS
7. 1 1/2" Ø EXTRUDED ALUMINUM TUBE
8. FABRIC: 1%, 3%, 5%, 10% OPENNESS OR BLACKOUT
9. CHAIN RETAINER
10. MANUAL BLACKOUT SIDE CHANNELS
11. MANUAL BLACKOUT BOTTOM CHANNELS



**SOLARFECTIVE**

USA Phone: 850-208-3417  
Canada Phone: 416-421-3800  
E-mail: sfsupport@legrand.us

**TELESHADE 4 MANUAL CASSETTE SYSTEM WITH  
CHAIN RETAINER AND SIDE AND BOTTOM CHANNELS**

PROJECT:

DATE:

MAR 18, 2018

SCALE:

1:2

FILE No.

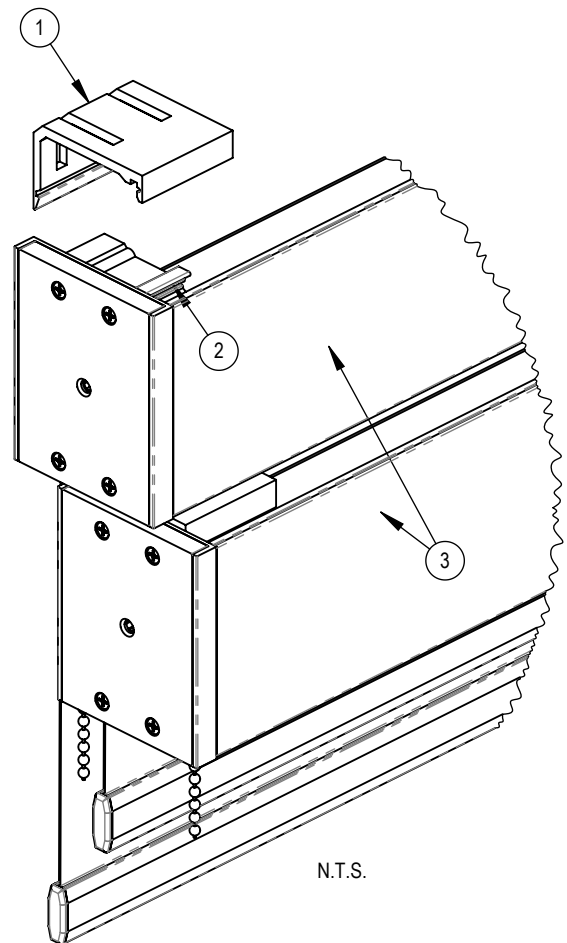
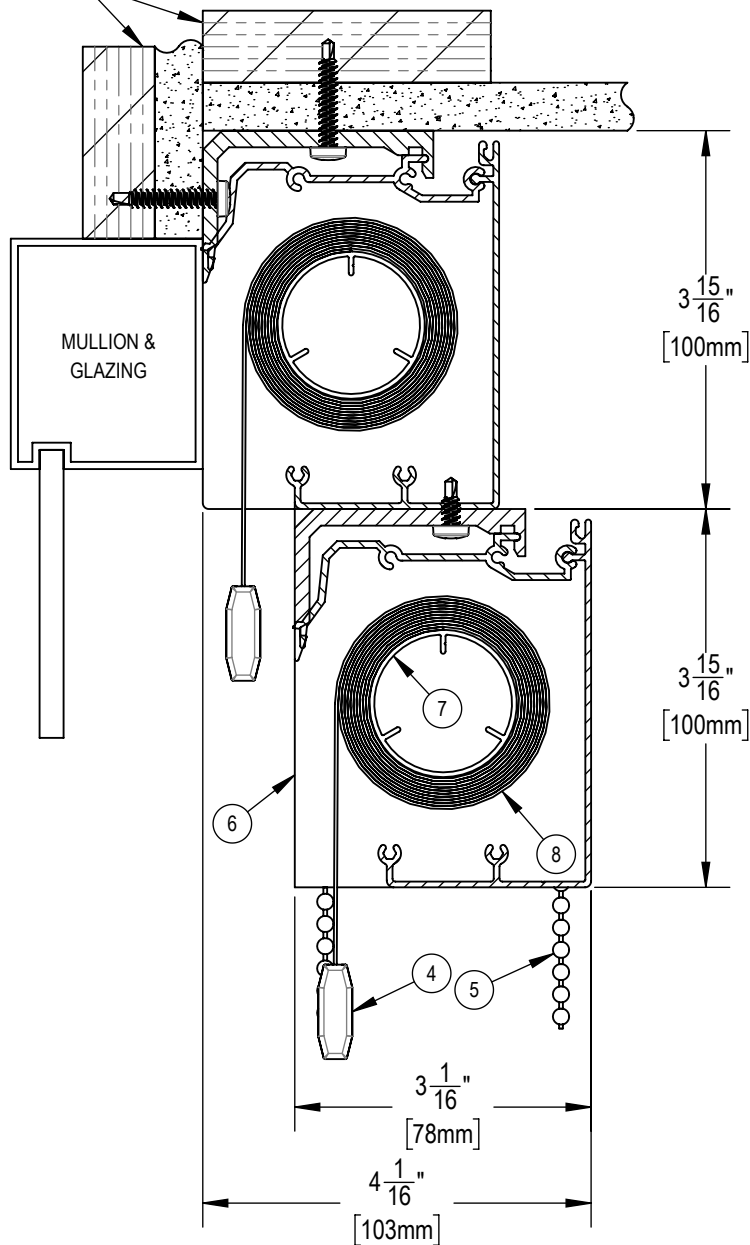
-

DWG. No.

SF-RD20

3/4" PLYWOOD  
BLOCKING  
(BY OTHERS)

THE TELESHADE CAN BE MOUNTED  
TO THE CEILING OR TO THE  
WALL ABOVE THE MULLION



**NOTES:**

1. MOUNTING ANGLE
2. SPRING CLIP
3. EXTRUDED ALUMINUM FASCIA
4. EXTRUDED ALUMINUM EXTERIOR HEMBAR
5. STAINLESS STEEL BALL CHAIN (UPPER SHADE RIGHT CHAIN, LOWER SHADE LEFT CHAIN)
6. ABS END BRACKETS
7. 1 1/2" Ø EXTRUDED ALUMINUM TUBE
8. FABRIC: 1%, 3%, 5%, 10% OPENNESS OR BLACKOUT



**SOLARFECTIVE**

USA Phone: 850-208-3417  
Canada Phone: 416-421-3800  
E-mail: sfsupport@legrand.us

**TELESHADE 4 DUAL MANUAL STEPPED  
CASSETTE SYSTEM**

PROJECT:

DATE:

MAR 18, 2018

SCALE:

1:2

FILE No.

-

DWG. No.

SF-T11

3/4" PLYWOOD  
BLOCKING  
(BY OTHERS)

MULLION &  
GLAZING

6

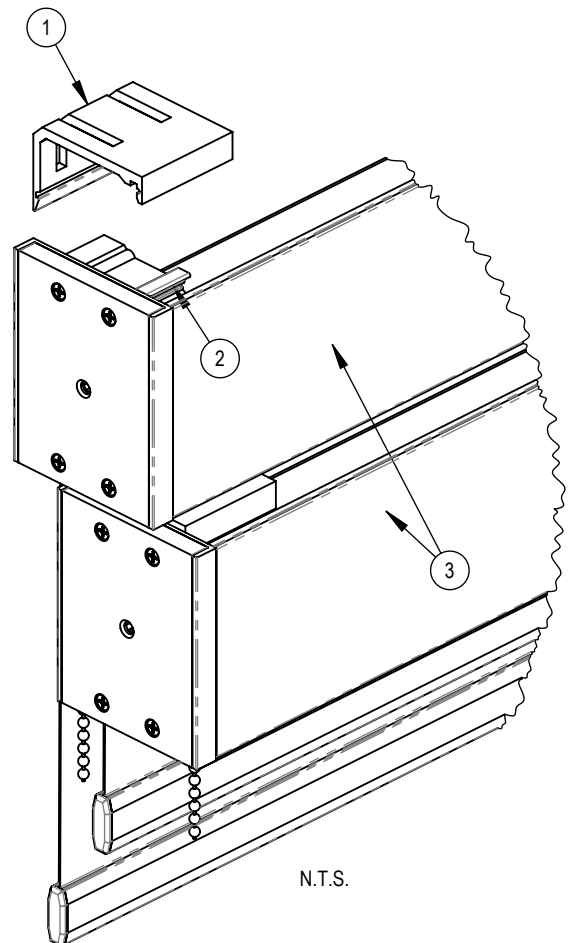
3  $\frac{1}{16}$ "  
[78mm]

7  $\frac{3}{4}$ "  
[197mm]

3  $\frac{1}{16}$ "  
[78mm]

FOR INSTALLATION INSTRUCTIONS  
SEE DRAWING: INST-1

THE TELESHADE CAN BE MOUNTED  
TO THE CEILING OR TO THE  
WALL ABOVE THE MULLION



# NOTES:

1. MOUNTING ANGLE
2. SPRING CLIP
3. EXTRUDED ALUMINUM FASCIA
4. EXTRUDED ALUMINUM EXTERIOR HEMBAR
5. STAINLESS STEEL BALL CHAIN -- UPPER SHADE RIGHT CHAIN, LOWER SHADE LEFT CHAIN
6. ABS END BRACKETS
7. 1 1/2"  $\phi$  EXTRUDED ALUMINUM TUBE
8. FABRIC: 1%, 3%, 5%, 10% OPENNESS -- STANDARD DEFAULT UPPER
9. FABRIC: BLACKOUT (CHANNELS NOT OPTIONAL) -- STANDARD DEFAULT LOWER



**SOLARFECTIVE**

USA Phone: 850-208-3417  
Canada Phone: 416-421-3800  
E-mail: sfsupport@legrand.us

## TELESHADE 4 DUAL MANUAL CASSETTE SYSTEM VERTICAL MOUNT

PROJECT:

DATE:

MAR 18, 2018

SCALE:

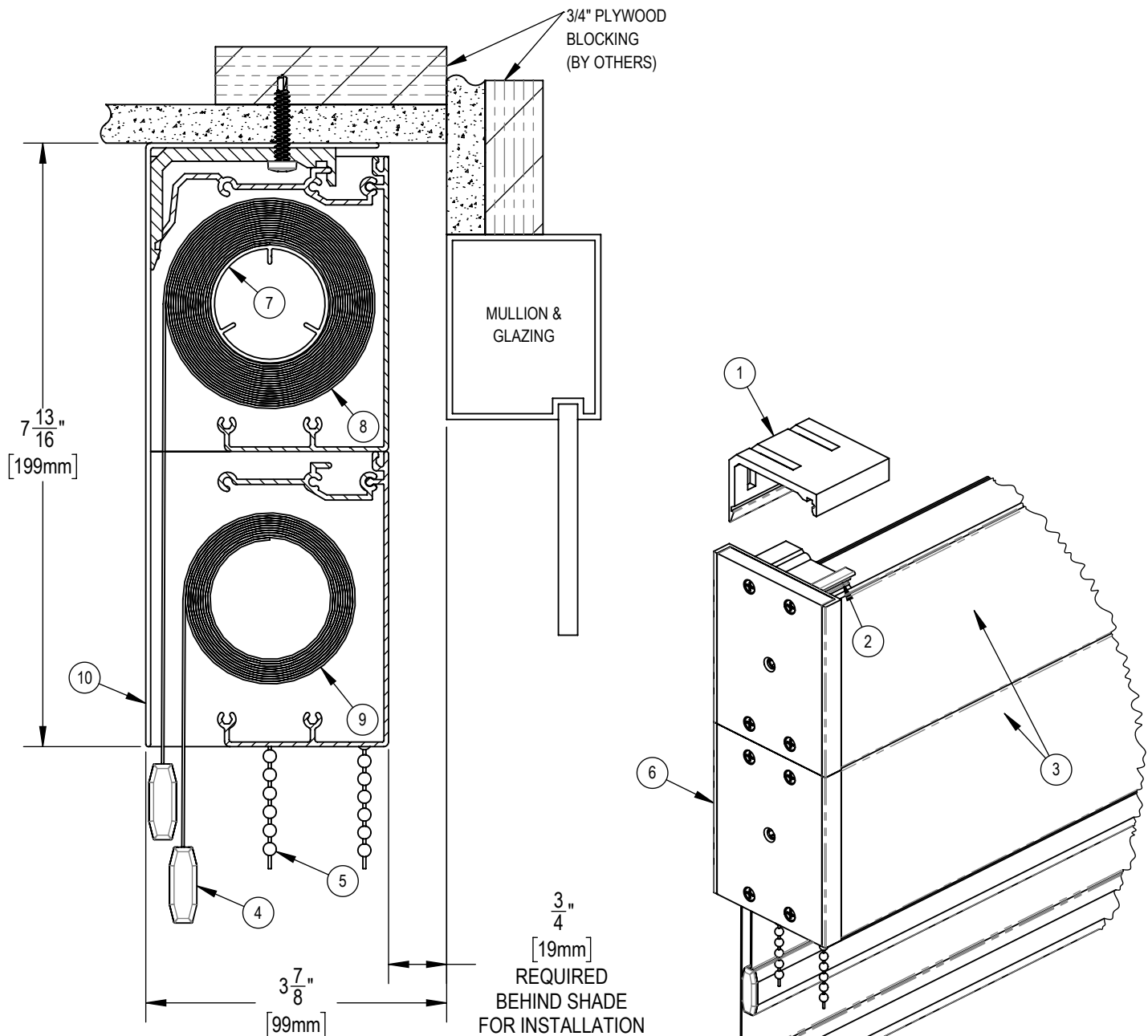
1:2

FILE No.

-

DWG. No.

SF-T13



**NOTES:**

1. MOUNTING ANGLE
2. SPRING CLIP
3. EXTRUDED ALUMINUM FASCIA
4. EXTRUDED ALUMINUM EXTERIOR HEMBAR
5. STAINLESS STEEL BALL CHAIN -- UPPER SHADE RIGHT CHAIN, LOWER SHADE LEFT CHAIN
6. ABS END BRACKETS
7. 1 1/2"  $\phi$  EXTRUDED ALUMINUM TUBE
8. FABRIC: 1%, 3%, 5%, 10% OPENNESS -- STANDARD DEFAULT UPPER
9. FABRIC: BLACKOUT (CHANNELS NOT OPTIONAL) -- STANDARD DEFAULT LOWER
10. BRAKE-FORMED FRONT FASCIA



**SOLARFECTIVE**

USA Phone: 850-208-3417  
Canada Phone: 416-421-3800  
E-mail: sfsupport@legrand.us

**TELESHADE 4 DUAL MANUAL CASSETTE SYSTEM  
VERTICAL MOUNT REVERSE ROLL**

PROJECT:

DATE:

MAR 18, 2018

SCALE:

1:2

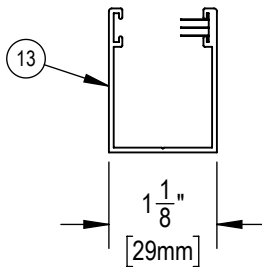
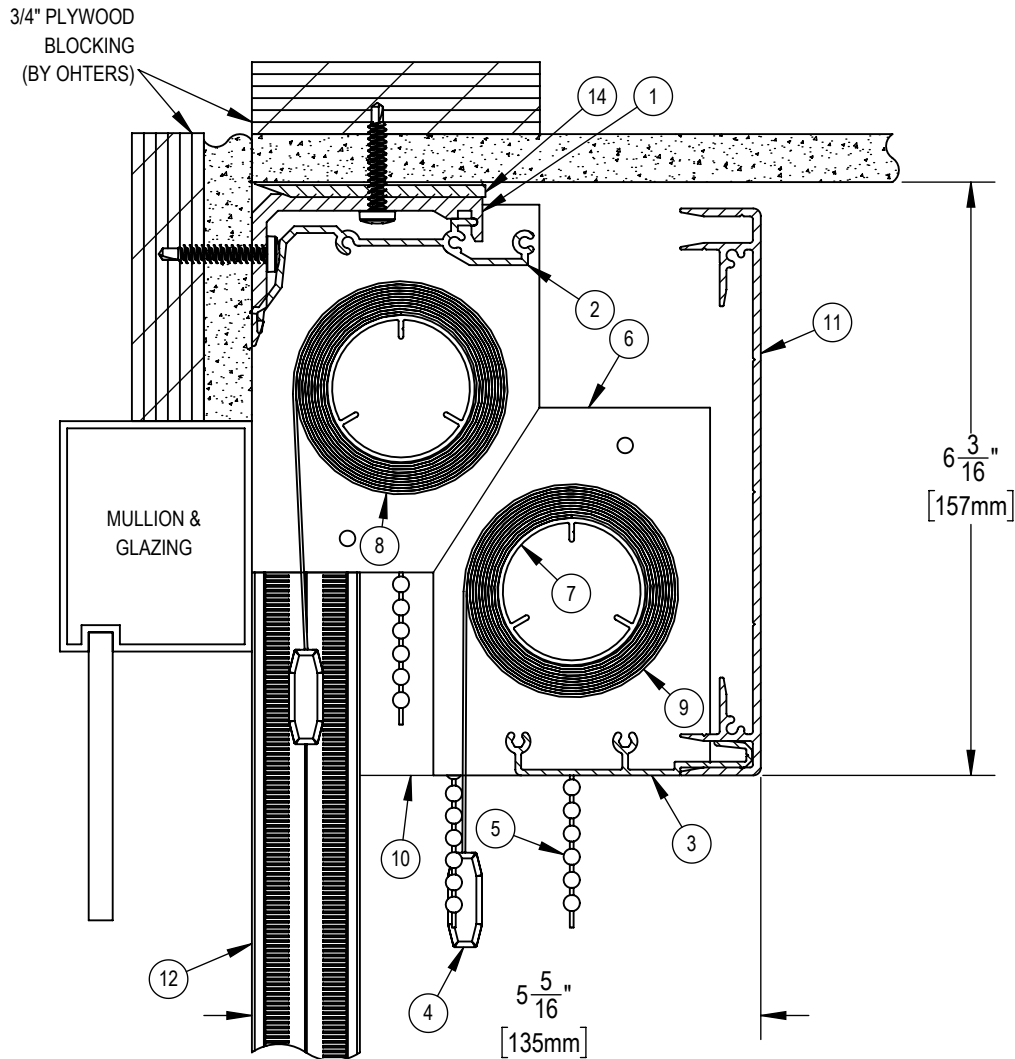
FILE No.

-

DWG. No.

SF-T14

THE TELESHADE CAN BE MOUNTED  
TO THE CEILING OR TO THE  
WALL ABOVE THE MULLION



**NOTES:**

1. MOUNTING ANGLE
2. SPRING CLIP
3. EXTRUDED ALUMINUM FASCIA
4. EXTRUDED ALUMINUM EXTERIOR HEMBAR
5. STAINLESS STEEL BALL CHAIN -- UPPER SHADE RIGHT CHAIN, LOWER SHADE LEFT CHAIN
6. ABS END BRACKETS
7. 1 1/2" Ø EXTRUDED ALUMINUM TUBE
8. FABRIC: 1%, 3%, 5%, 10% OPENNESS OR BLACKOUT
9. FABRIC: 1%, 3%, 5%, 10% OPENNESS OR BLACKOUT
10. ALUMINUM END PLATE
11. EXTRUDED ALUMINUM 6" FASCIA
12. MANUAL BLACKOUT SIDE CHANNELS
13. MANUAL BLACKOUT BOTTOM CHANNELS
14. 1/8" SHIM



**SOLARFECTIVE**

USA Phone: 850-208-3417  
Canada Phone: 416-421-3800  
E-mail: sfsupport@legrand.us

## TELESHADE 4 DUAL MANUAL CASSETTE SYSTEM WITH SIDE AND BOTTOM CHANNELS

PROJECT:

DATE:

MAR 18, 2018

SCALE:

1:2

FILE No.

-

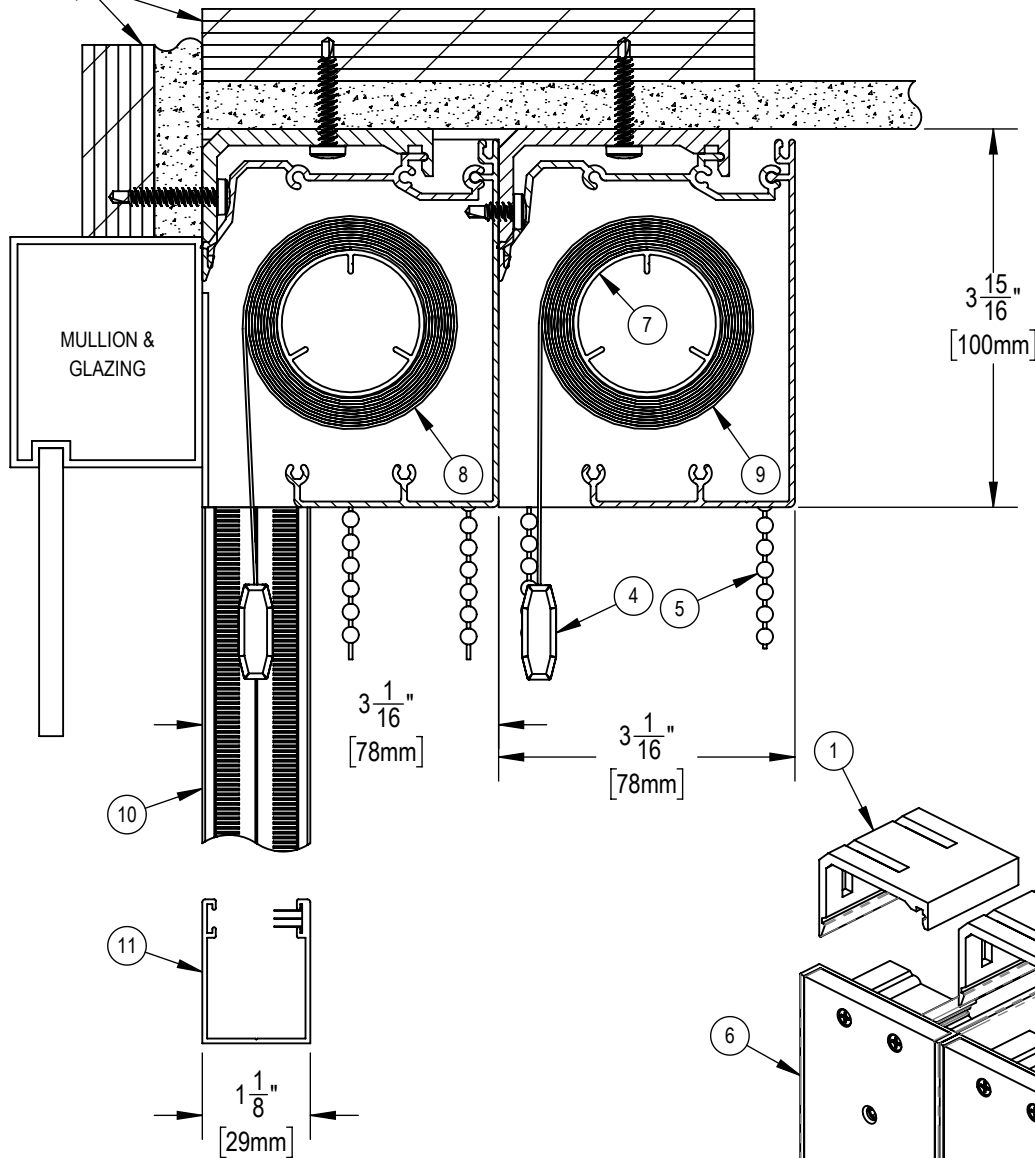
DWG. No.

SF-RD11



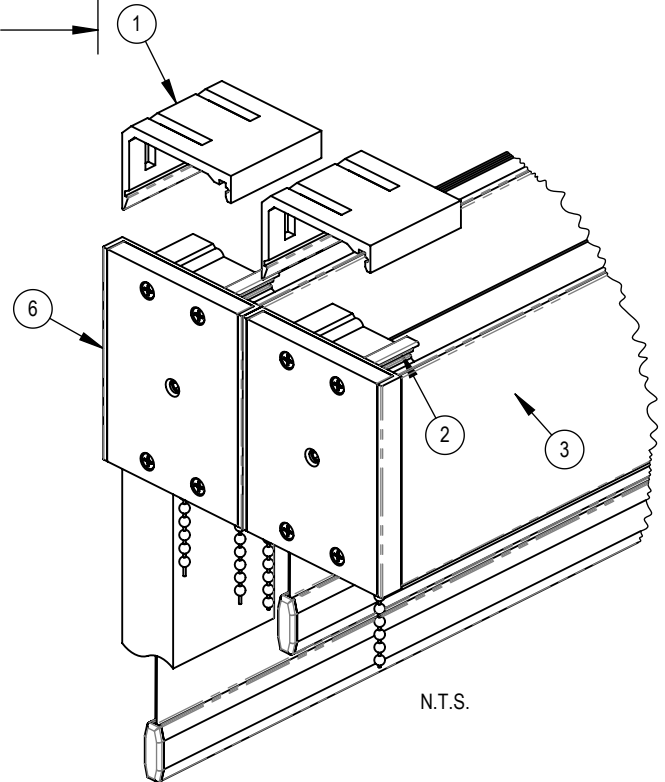
3/4" PLYWOOD  
BLOCKING  
(BY OTHERS)

THE TELESHADE CAN BE MOUNTED  
TO THE CEILING OR TO THE  
FACE OF THE MULLION



**NOTES:**

1. MOUNTING ANGLE
2. SPRING CLIP
3. EXTRUDED ALUMINUM FASCIA
4. EXTRUDED ALUMINUM EXTERIOR HEMBAR
5. STAINLESS STEEL BALL CHAIN
6. ABS END BRACKETS
7. 1 1/2" Ø EXTRUDED ALUMINUM TUBE
8. FABRIC: 1%, 3%, 5%, 10% OPENNESS OR BLACKOUT
9. FABRIC: 1%, 3%, 5%, 10% OPENNESS OR BLACKOUT
10. MANUAL BLACKOUT SIDE CHANNELS
11. MANUAL BLACKOUT BOTTOM CHANNELS



**SOLARFECTIVE**

USA Phone: 850-208-3417  
Canada Phone: 416-421-3800  
E-mail: sfsupport@legrand.us

**TELESHADE 4 DUAL MANUAL CASSETTE SYSTEM  
HORIZONTAL MOUNT WITH SIDE AND BOTTOM CHANNELS**

PROJECT:

DATE:

MAR 18, 2018

SCALE:

1:2

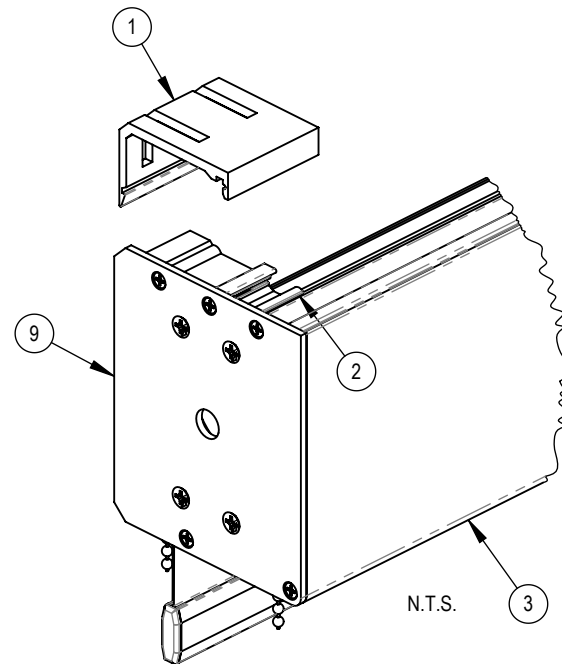
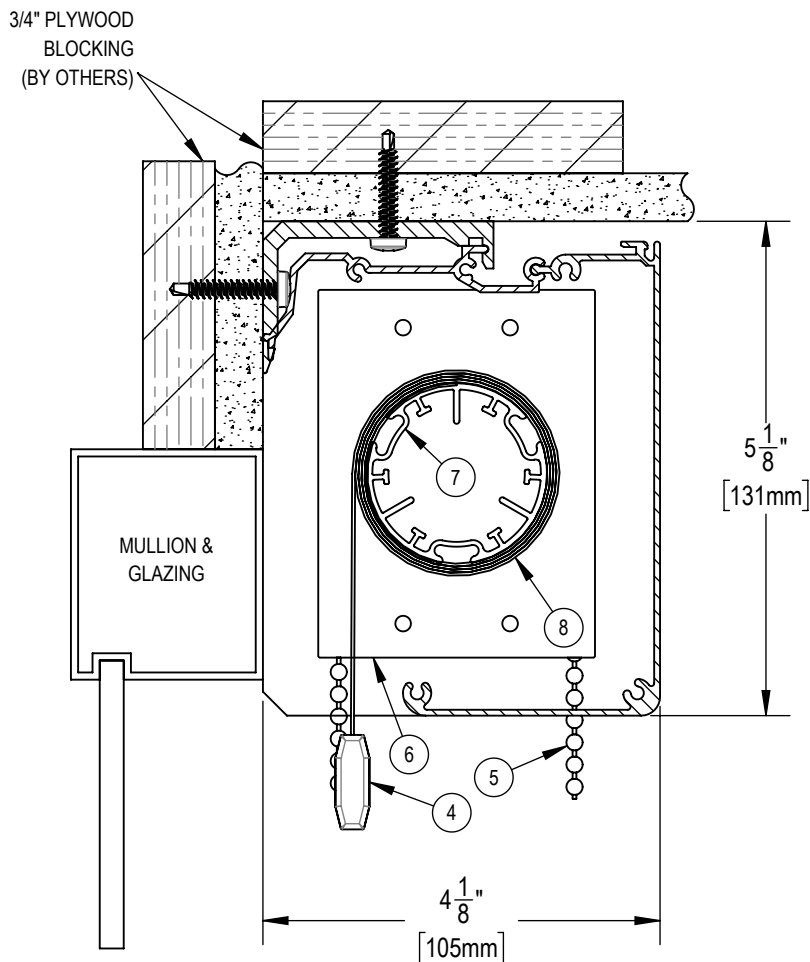
FILE No.

-

DWG. No.

SF-RD14

THE TELESHADE CAN BE MOUNTED  
TO THE CEILING OR TO THE  
WALL ABOVE THE MULLION



**NOTES:**

1. MOUNTING ANGLE
2. 2" WIDE SPRING CLIP
3. EXTRUDED ALUMINUM 5" FASCIA
4. EXTRUDED ALUMINUM EXTERIOR HEMBAR
5. STAINLESS STEEL BALL CHAIN
6. END BRACKETS
7. 1 7/8" Ø EXTRUDED ALUMINUM TUBE
8. FABRIC: 1%, 3%, 5%, 10% OPENNESS OR BLACKOUT
9. ALUMINUM END PLATE



**SOLARFECTIVE**

USA Phone: 850-208-3417  
Canada Phone: 416-421-3800  
E-mail: sfsupport@legrand.us

## TELESHADE 5 MANUAL CASSETTE SYSTEM

PROJECT:

DATE:

MAR 18, 2018

SCALE:

1:2

FILE No.

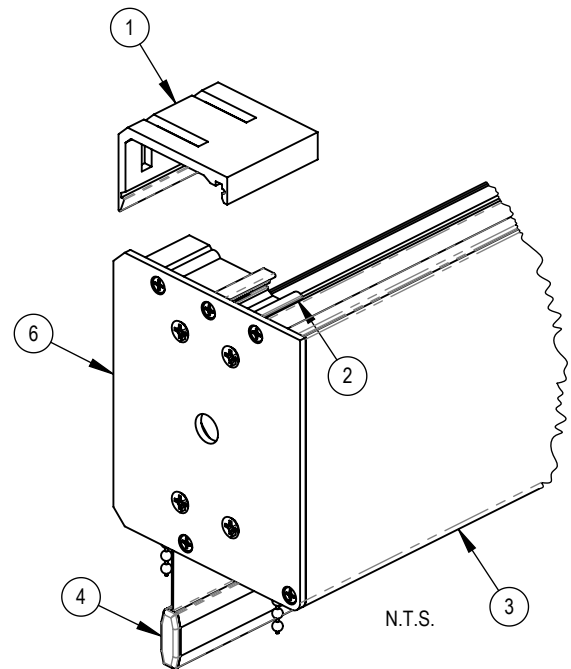
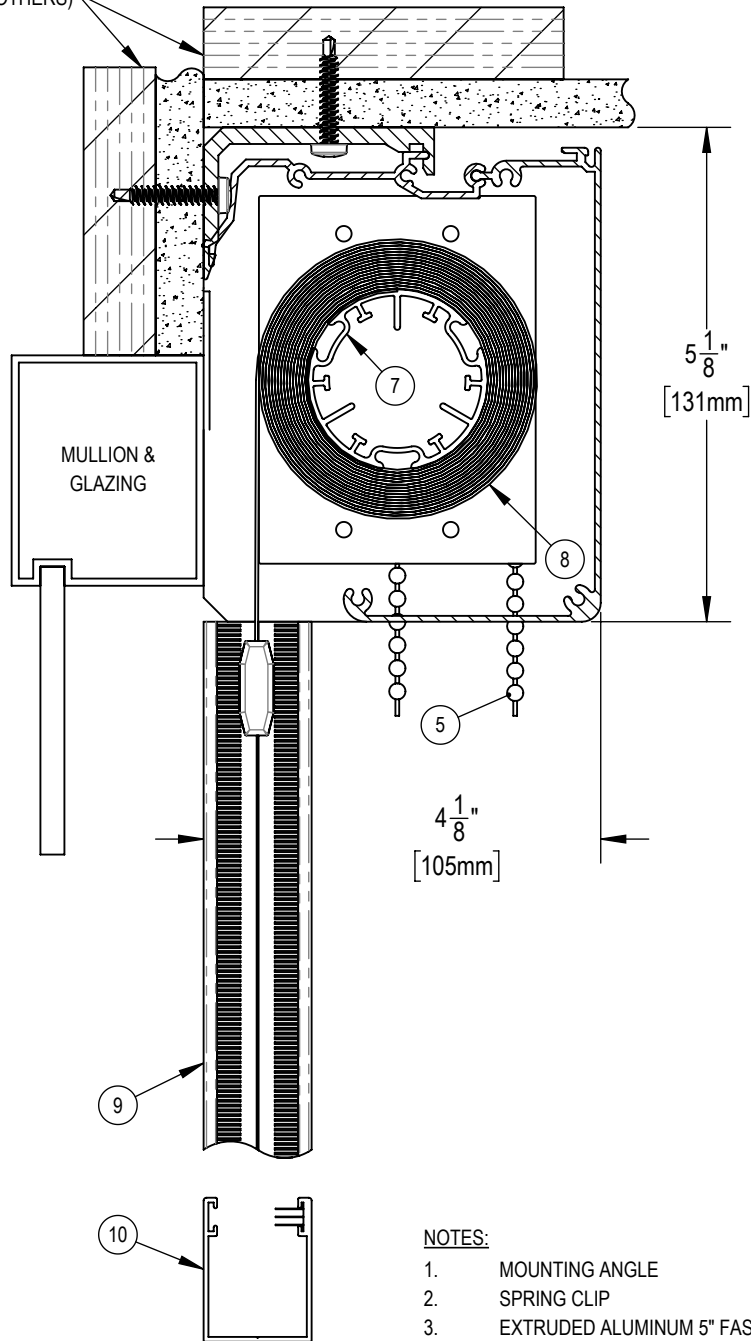
-

DWG. No.

SF-T10

3/4" PLYWOOD  
BLOCKING  
(BY OTHERS)

THE TELESHADE CAN BE MOUNTED  
TO THE CEILING OR TO THE  
WALL ABOVE THE MULLION



**NOTES:**

1. MOUNTING ANGLE
2. SPRING CLIP
3. EXTRUDED ALUMINUM 5" FASCIA
4. EXTRUDED ALUMINUM EXTERIOR HEMBAR
5. STAINLESS STEEL BALL CHAIN
6. END BRACKETS
7. 1 7/8" Ø EXTRUDED ALUMINUM TUBE
8. FABRIC: 1%, 3%, 5%, 10% OPENNESS OR BLACKOUT
9. MANUAL BLACKOUT SIDE CHANNELS
10. MANUAL BLACKOUT BOTTOM CHANNEL



**SOLARFECTIVE**

USA Phone: 850-208-3417  
Canada Phone: 416-421-3800  
E-mail: sfsupport@legrand.us

**TELESHADE 5 MANUAL CASSETTE SYSTEM  
WITH SIDE AND BOTTOM CHANNELS**

PROJECT:

DATE:

MAR 18, 2018

SCALE:

1:2

FILE No.

-

DWG. No.

SF-RD13