



















Architectural Dimming










Misc		
	Model #	Description
	VA-RRU-1-120V	Emergency Lighting Shunt Relay 120V
	VA-RRU-1-277V	Emergency Lighting Shunt Relay 277V
	VA-EPC-DFS-120V	Emergency Lighting Surface Mount Switch 120V
	VA-EPC-DFS-277V	Emergency Lighting Surface Mount Switch 277V



Modules		
	Model #	Description
	UDM08-EM	Univ Dimmer Module 8 Load 120V-277V w/ Current Sensing
	SDM12-EM	Standard Dimmer Module 12 Load 120V-277V w/ Current Sensing
	MDR8CW301	8 Line Feed Relay Module 120V-277V
	FANMOD	Fan Control Module 120V









ETHERNET SWITCHES		
	Model #	Description
	COM-POE-SWITCH	Comm Enclosure 8 Port Ethernet POE Switch
	DA1458	8 Port GIGE Switch w/ 4 Port POE
	DA2401	4 Port High Power POE Injector










User Interfaces		
	Model #	Description
	EQ40TB-TI-II	Equinox 40 LCD Mini Widget Black Titanium II
	EQ41TB-TI	Equinox 41 LCD Single Widget Black Titanium
	EQ73TB-TI-II	Equinox 73 LCD Triple Widget Black Titanium II















Switches		
	Model #	Description
	EASYTOUCH-II-1	Easytouch II 1-button Keypad
	EASYTOUCH-II-2	Easytouch II 2-button Keypad
	EASYTOUCH-II-3	Easytouch II 3-button Keypad
	EASYTOUCH-II-4	Easytouch II 4-button Keypad
	EASYTOUCH-II-5	Easytouch II 5-button Keypad

Sensors		
	Model #	Description
	EM-LIGHTSENSOR	Ambient Light Level Sensor for Energy Mgmt Dimg Shade Control
	EM-MOTIONSENSOR15	Small PIR Motion Sensor (15 rad) H/F Auto Energy Mgmt
	EM-MOTIONSENSOR40	Large PIR Motion Sensor (40 rad) H/F Auto Energy Mgmt
	FL-MS-MINI-360-33	PIR Motion Sensor - 10 m (33 ft) Radius
	FL-MS-MINI-360-16	PIR Motion Sensor - 5 m (16 ft) Radius
	FL-LS-MS-360	Sensor-360 Degree Light & Motion Sensor
	SENSOR2-C	Sentrol (2505A w/o Brkt) Grg Door Magnetic Sensor
	SENSOR2-A	Sentrol SR 1075 Wood Door Magnetic Switch Sensor
	PARTITION-SENSOR	Photoelectric Partition Sensor Pair w/ BZ-50 Pwr Pack

Load Controllers		
	Model #	Description
	DMX-DALI-GW	DMX DALI Gateway
	DMX-SPLITTER	DMX 4 Channel Splitter w/ RDM

Power Stations		
	Model #	Description
	STPERW101	120V Electronic Pwr Station
	STPERW201	277V Electronic Pwr Station
	STPSRW101	120V Power Station
	STPSRW201	277V Power Station
	LVOS	Low Voltage Output Power Station (0-10V & PWM)
	LVOS-0-10-PWM-1	LV Output St (0-10V & PWM)120V-277V in UL Rated Encl
	LVOS-0-10-PWM-P-1	LV Output St (0-10V & PWM)120V-277V w/o UL Encl
	LVOS-0-10-PWM-DIN	Low Voltage Output Stn (0-10V & PWM) 13.6VDC-36VDC-36VDC DIN CE

Controllers		
	Model #	Description
	IC-36-II	Infusion Controller 36V v2
	IC-DIN-II-LITE	Infusion Controller - DIN Lite Controller
	IC-DIN-II-LITE-RF	IC DIN II Lite Controller w/ RF Kit
	LVRS8-DIN	Low Voltage Relay Station 8 - DIN
	RS8-L-DIN	Relay Station - Lighting Only - DIN
	SLDS4-DIN	Standard Load Dimmer Station - DIN
	CIS10-DIN	Contact Input Station 10 - DIN
	STIDER121	RF CIS Module - DIN
	IRX-II	Infrared Emitter Station w/ RS-232

Commercial Panels		
	Model #	Description
	LCAP44M	Comm Panel 44 in Main
	LCAP32M	Comm Panel 32 in Main
	LCAP44H	Comm Panel 44 in Hybrid w/ POE Net Switch
	LCAP44S	Comm Panel 44 in Secondary
	LCAP32S	Comm Panel 32 in Secondary
	LCAP44HS	Comm Panel 44 in Hybrid Secondary w/ POE Net Switch
	LCAP44A	Comm Panel 44 in Aux Enclosure
	LCAP32L	Comm Panel 32 in Lite w/ LVOS
	LCAP	LCAP Panel Placeholder (details TBD)
	LCAP44MLO	Comm Panel 44 in Main Lug Option
	LCAP32MLO	Comm Panel 32 in Main Lug Option
	LCAP44SLO	Comm Panel 44 in Secondary Lug Option
	LCAP32SLO	Comm Panel 32 in Secondary Lug Option
	LCAP44ALO	Comm Panel 44 in Aux Enclosure Lug Option