

WALL SWITCHES

LMSW-100 SERIES

Low voltage pushbutton switches
for control of multiple loads

Components of Digital
Lighting Management
integrated control system

Plug to other components using
Cat 5e cables with RJ45 connectors
eliminating wiring errors



Customizable buttons with
LED status indicators

IR transceiver for wireless
configuration and remote control

Plug n' Go automatic
configuration and Push n' Learn
for personalization



DESCRIPTION

LMSW-100 Series Wall Switches are low voltage devices for energy-saving manual on/off control of one or more loads from one or more locations. They are part of a Digital Lighting Management (DLM) system and can control any load(s) connected to DLM room controllers.

OPERATION

LMSW-100 Series Switches operate on Class 2 power supplied to a DLM local network by one or more room controllers. The switches send a digital signal for on or off whenever a pushbutton is pressed by a user. Plug n' Go™ automatic configuration assigns each load to a switch button upon system startup. If the number of buttons equals the number of loads, each button operates one load. If there are more loads than buttons, the last button controls multiple loads. Any extra buttons are unassigned. When multiple switches are installed, default operation is for multi-way control; each switch controls all of the loads on the system. Button assignments may be quickly reconfigured using Push n' Learn™. Button configuration may be changed from load control to scene control using DLM configuration tools.

BUTTON FEATURES & IR COMMUNICATIONS

An LED shows the status of the load(s) or scene assigned to each button on a switch. Switches are available with one, two, three, four or eight buttons. When an unassigned button is pressed, the LED will blink. Each button (in a two or more button switch) can dim the load up or down. Each switch may be personalized in the field with custom-engraved buttons. The IR transceiver in each LMSW-100 Series Wall Switch allows two-way communication for both wireless system configuration and operation.

APPLICATIONS

LMSW-100 Series Wall Switches are recommended for virtually all applications, including offices, conference rooms and classrooms. They are ideal for any area where manual on/off control is desired. They are also perfect for applications requiring multi-way control. LMSW-100 Series Switches increase energy savings and improve the return on investment of any Digital Lighting Management system.

FEATURES

- Hidden configuration button for easy access to Push n' Learn
- Digital Lighting Management components plug together on a free-topology Category 5e DLM local network
- Infrared (IR) transceiver for wireless configuration and control
- Sleek single gang devices fit decorator wall plates; 1-, 2-, 3-, 4-, and 8-button models
- Switches may be used for multi-way control
- Each button can control individual or multiple loads, or one scene; LED indicates status
- Each switch button can be used to dim the load (except for LMSW-101)
- Six color options and custom engraving options; standard buttons may be replaced in the field
- The product meets the materials restrictions of RoHS
- BAA/TAA-compliant models available

PROJECT

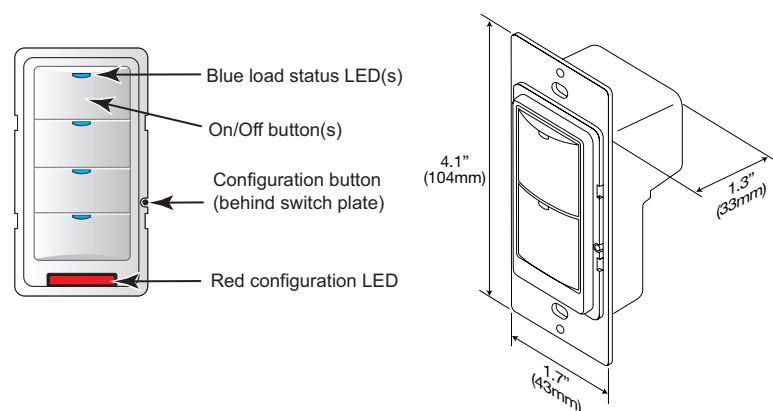
LOCATION/
TYPE

SPECIFICATIONS

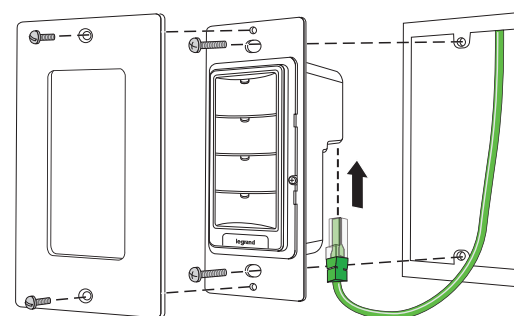
- Input voltage: 24VDC from DLM local network
- Current consumption: 5mA
- DLM local network connection: 2 RJ45 ports
- 1, 2, 3, 4 or 8 control buttons, each with LED status indicator
- Hidden configuration button to access Push n' Learn
- Infrared (IR) transceiver
- Operating conditions: for indoor use only; 32-131°F (0-55°C); 5-95% RH, non-condensing
- UL and cUL listed
- FCC part 15 compliant
- Five year warranty

CONTROLS & MOUNTING

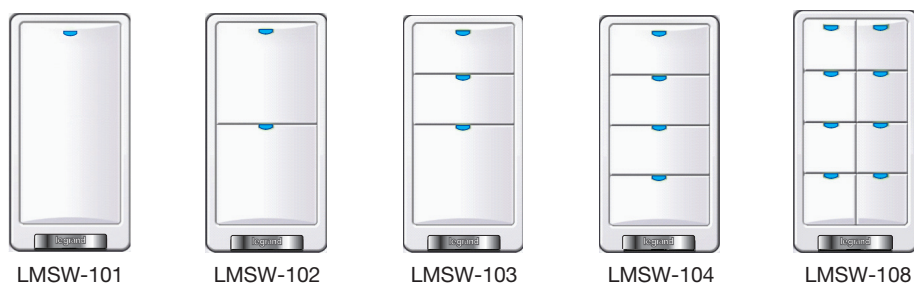
Product Controls, Dimensions and Models



Mounting

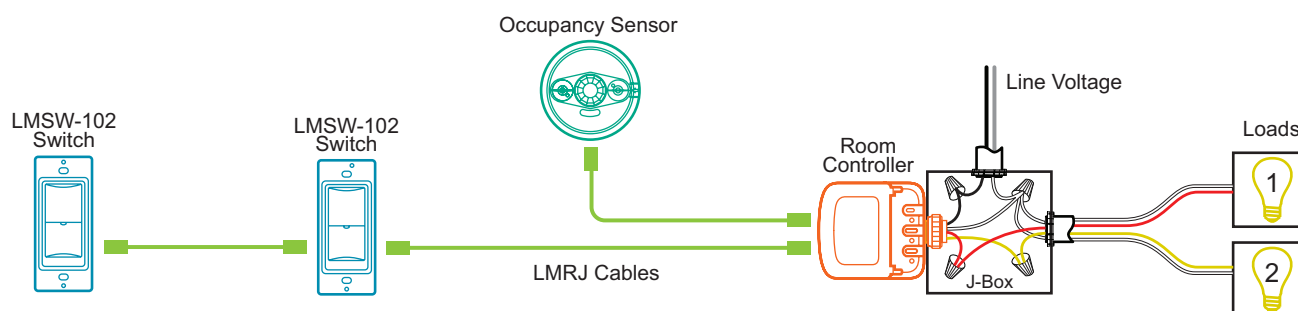


LMSW-100 Series Switches fit in standard single gang boxes.



CONNECTING

Sample Connection Diagram with Multi-way Bi-level Control



Plug DLM local network components together in any configuration using Cat 5e cables with RJ45 connectors.

ORDERING INFORMATION

Catalog #	Color	Description
<input type="checkbox"/> LMSW-101-W	White	1-Button Wall Switch (Rocker)
<input type="checkbox"/> LMSW-101-LA	Light Almond	
<input type="checkbox"/> LMSW-101-I	Ivory	
<input type="checkbox"/> LMSW-101-G	Gray	
<input type="checkbox"/> LMSW-101-B	Black	
<input type="checkbox"/> LMSW-101-R	Red	
<input type="checkbox"/> LMSW-102-W	White	2-Button Wall Switch
<input type="checkbox"/> LMSW-102-LA	Light Almond	
<input type="checkbox"/> LMSW-102-I	Ivory	
<input type="checkbox"/> LMSW-102-G	Gray	
<input type="checkbox"/> LMSW-102-B	Black	
<input type="checkbox"/> LMSW-102-R	Red	
<input type="checkbox"/> LMSW-103-W	White	3-Button Wall Switch
<input type="checkbox"/> LMSW-103-LA	Light Almond	
<input type="checkbox"/> LMSW-103-I	Ivory	
<input type="checkbox"/> LMSW-103-G	Gray	
<input type="checkbox"/> LMSW-103-B	Black	
<input type="checkbox"/> LMSW-103-R	Red	
<input type="checkbox"/> LMSW-104-W	White	4-Button Wall Switch
<input type="checkbox"/> LMSW-104-LA	Light Almond	
<input type="checkbox"/> LMSW-104-I	Ivory	
<input type="checkbox"/> LMSW-104-G	Gray	
<input type="checkbox"/> LMSW-104-B	Black	
<input type="checkbox"/> LMSW-104-R	Red	
<input type="checkbox"/> LMSW-108-W	White	8-Button Wall Switch
<input type="checkbox"/> LMSW-108-LA	Light Almond	
<input type="checkbox"/> LMSW-108-I	Ivory	
<input type="checkbox"/> LMSW-108-G	Gray	
<input type="checkbox"/> LMSW-108-B	Black	
<input type="checkbox"/> LMSW-108-R	Red	

Catalog #	Color	Description
<input type="checkbox"/> LMSW-101-W-U	White	1-Button Wall Switch (Rocker), BAA/TAA-compliant*
<input type="checkbox"/> LMSW-101-I-U	Ivory	
<input type="checkbox"/> LMSW-102-W-U	White	2-Button Wall Switch, BAA/TAA-compliant*
<input type="checkbox"/> LMSW-102-I-U	Ivory	
<input type="checkbox"/> LMSW-103-W-U	White	3-Button Wall Switch, BAA/TAA-compliant*
<input type="checkbox"/> LMSW-103-I-U	Ivory	
<input type="checkbox"/> LMSW-104-W-U	White	4-Button Wall Switch, BAA/TAA-compliant*
<input type="checkbox"/> LMSW-104-I-U	Ivory	
<input type="checkbox"/> LMSW-108-W-U	White	8-Button Wall Switch, BAA/TAA-compliant*
<input type="checkbox"/> LMSW-108-I-U	Ivory	

*Product is compliant with Buy American Act and Trade Agreement Act

Note: Switches do not include face plates.
Order decorator style plate separately.