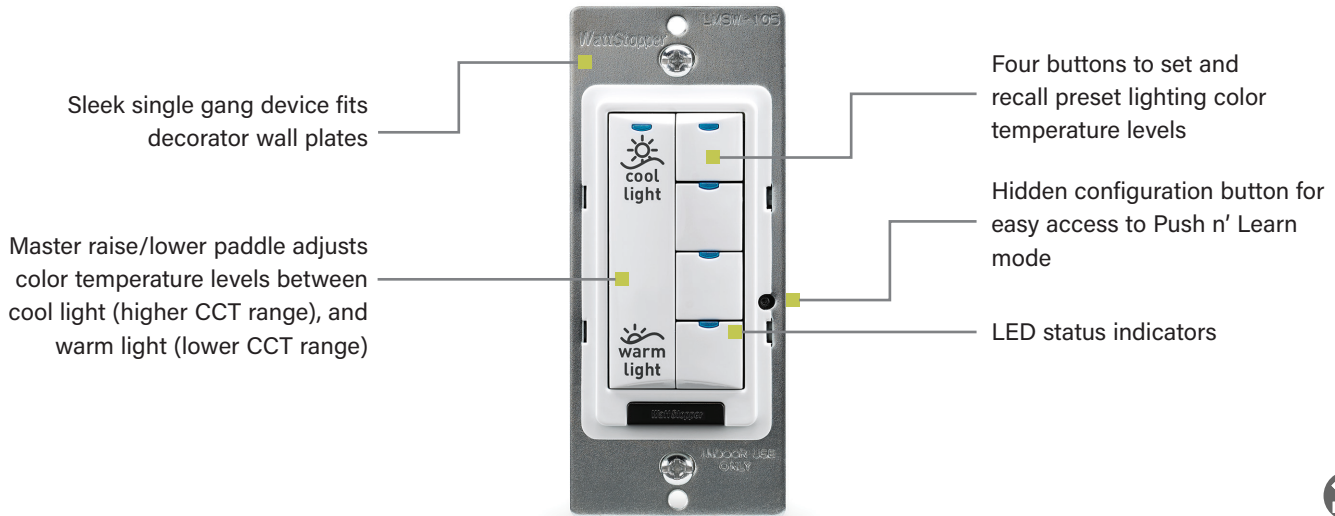


DLM COLOR CONTROL PRESET SWITCH

LMSW-105-CCT



DESCRIPTION

The LMSW-105-CCT DLM Color Control Preset Switch from Wattstopper is a low voltage Correlated Color Temperature (CCT) controller that sets and recalls preset lighting color temperature values and raises and lowers CCT levels allowing building occupants to quickly and easily adjust fixtures that are enabled for tunable light with Blanco logic modules (also from Wattstopper). The LMSW-105-CCT is a Plug n' Go™ component within the Digital Lighting Management (DLM) system which means it automatically binds to any CCT load in a room while communicating with all other DLM devices to create a default sequence of operation as soon as it is plugged into a network.

OPERATION

All color controllable loads are bound to all buttons and the dimmer paddle on the LMSW-105-CCT.

To change the recorded CCT levels for any of the four buttons, simply adjust the lights in the room to the desired CCT level and then press and hold the desired button for 5 seconds.

A configuration button allows access to Wattstopper's patented Push n' Learn™ technology to change the binding relationship between control devices and loads. Additionally the programming can be performed by the LMCS software.

FEATURES

- Intuitive color control for use with DLM lighting control system
- Hidden Configuration button for easy access to Push n' Learn mode
- Master raise/lower paddle to adjust color temperature levels
- Sleek single gang device fits decorator wall plates
- LED status indicators
- Six color options for the switch and custom engraving options; standard buttons are easily field-replaceable
- The product meets the materials restrictions of RoHS

For more information about customization please refer to the user guide which is available at www.legrand.us/wattstopper. It describes basic operation and various procedures that can be used to make operational changes without tools or assistance from a technician.

APPLICATIONS

The LMSW-105-CCT has a sleek low profile appearance that is ideally suited for use in healthcare, office space, classrooms, retail, training centers, and other applications where preset color control is desired. The LMSW-105-CCT is designed to work with LMDM-101 Digital Dimming Wall Switches (sold separately) to create a flexible and elegant dimming and tunable light system providing full customization of both color temperature and dimming level. Digital Lighting Management's "Active Dim" feature gives designers the option of reducing wall clutter by facilitating room dimming without the need for individual dimming switches for each load.

An additional control option is the LMTS-101-CCT which automatically replicates the natural seasonal sunrise and sunset cycle based on the building's precise location via an astronomical clock. Using all three control units together (LMSW-105-CCT, LMDM-101, and LMTS-101-CCT) provides the ultimate solution for convenience and precise control.

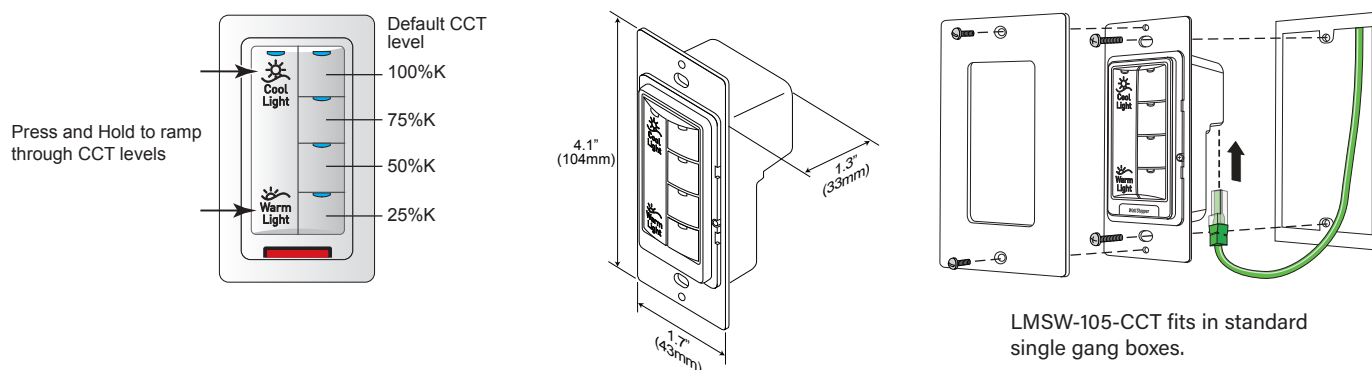
PROJECT

LOCATION/
TYPE

SPECIFICATIONS

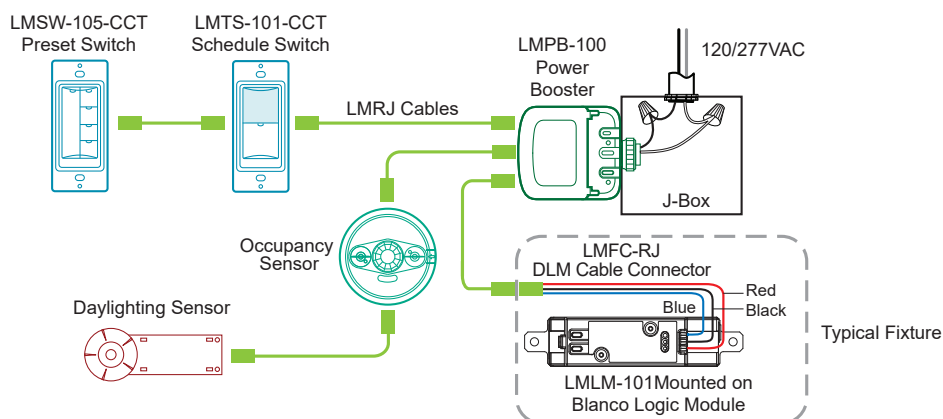
- Voltage: 24VDC from DLM local network
- Current Consumption: 5mA
- Power Supply: Wattstopper Room Controllers
- Connection to the DLM local network: 2 RJ45 ports
- DLM local network parameters:
 - Low voltage power provided over Cat 5e cable (LMRJ)
 - Max current 800mA; Supports up to 64 load addresses
 - 48 communicating devices
- Free topology, Cat 5E, 150' per device, up to 1,000' max.
- Operating conditions: for indoor use only; 32° to 131°F (0° to 55°C); 5 to 95% RH, non condensing
- UL and cUL listed (E101196)
- FCC part 15 compliant
- Five year warranty

CONTROLS, DIMENSIONS, AND MOUNTING



CONNECTION

Sample Connection Diagram with Blanco Enabled Fixtures



NOTE: Each DLM local network must include a DLM room controller, relay panel, or power booster to supply low voltage power to the LMLM-101.

ORDERING INFORMATION

Catalog #		Color	Description
<input type="checkbox"/>	LMSW-105-CCT-W	White	DLM Color Control Preset Switch
<input type="checkbox"/>	LMSW-105-CCT-LA	Light Almond	
<input type="checkbox"/>	LMSW-105-CCT-I	Ivory	
<input type="checkbox"/>	LMSW-105-CCT-G	Gray	
<input type="checkbox"/>	LMSW-105-CCT-B	Black	
<input type="checkbox"/>	LMSW-105-CCT-R	Red	

Switches do not include face plates.
Order decorator style plate separately.