


# ZONE CONTROLLER

LMZC-301

Runs scheduled and photocell events autonomously

Easy setup via LMCT-100-2 handheld configuration tool

Ideal power supply for DLM fixture controllers; supports up to 64 connected loads



Native BACnet communications for network control solutions

99 control groups accessible via handheld configuration tool

Compatible with Digital Lighting Management load controllers, switches, sensors and input devices



## DESCRIPTION

The LMZC-301 zone controller provides power and connectivity to Digital Lighting Management (DLM) fixture controllers as well as switches, occupancy sensors, daylight sensors, and input modules. It is the foundation of a DLM local network for fixture controllers, and includes integral segment network connectivity. The zone controller can be used to enable the automation of lighting functions across a facility.

## OPERATION

The LMZC-301 operates on 115/277VAC and provides Class 2 power to fixture controllers, sensors and switches via two DLM local networks. All connected loads can be assigned to up to 99 automation groups in any combination. Each group can respond to unique scheduled events and light/dark photocell operations set up via an LMCT-100-2 handheld configuration tool. A group can also respond to schedules sent from a Network Controller or a BACnet-enabled building automation system (BAS). Individual loads, or groups of loads, can also be controlled by DLM digital switches, occupancy sensors, LMLS series daylighting sensors, and LMIO series input modules. Controls are assigned to loads using Push n' Learn directly from the user input device, or via an LMCT-100-2.

## NETWORKING

Multiple zone controllers may be networked together, or to other DLM local networks, via an integral BACnet MS/TP-based network bridge. Relay, group, and control device status, including occupancy sensor status, are available as BACnet objects. If a Wattstopper Network Controller is used, it will automatically recognize zone controllers and map them to the browser-based user interface so that they can be configured with minimal additional setup.

## APPLICATIONS

Zone controllers are ideal for applications with a large number of DLM fixture controllers, and have the capability to provide up to 800mA of local network power when equipped with two LMPB-100 power boosters. Zone controllers provide effective, code-compliant control of building exterior lighting as well as larger interior areas. Applications include open offices, office building lobbies, corridors, loading docks, etc., as well as school classrooms, gymnasiums, commons areas and hallways.

## FEATURES

- Two free-topology DLM Category 5e local networks for DLM load controllers, sensors, switches, and LMIO series input modules
- Supports up to 94 DLM communicating devices and up to 64 connected loads
- LMCT-100-2 handheld configuration tool recommended for setup
- Runs event-based schedule routines independently (does not require BAS or Network Controller)
- Supports astronomical, time-based, and photocell-based event types
- This product meets the materials restrictions of RoHS

PROJECT

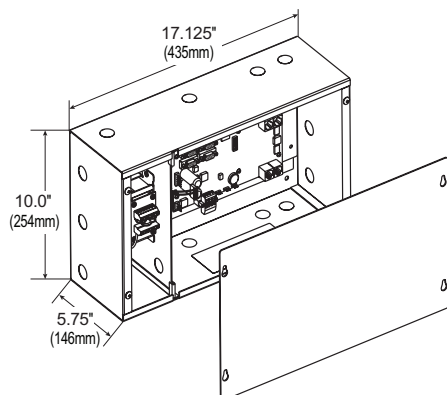
LOCATION/  
TYPE

## SPECIFICATIONS

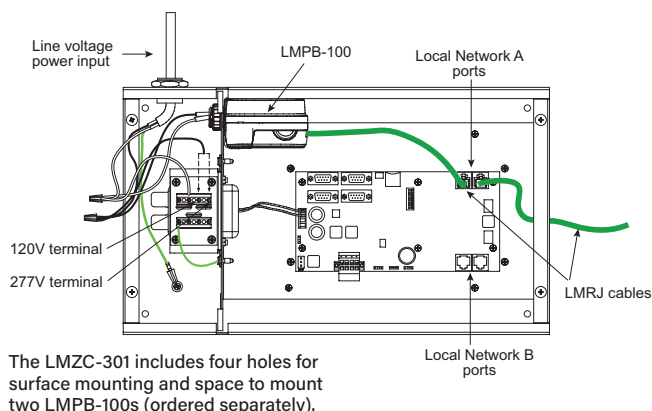
- Input voltage: 115/277VAC; 60 Hz
- Class 2 connection to two independent DLM local networks: 24VDC output, up to 250mA across 2 RJ45 ports per local network, or up to 400mA per network with optional LMPB-100 power booster (max. 800mA with two LMPB-100s installed)
- Free-topology DLM local network segments may include digital load controllers, switches and sensors; Cat 5e cable, 150' per device to 1,000' max, per each local network
- Removable terminal for connection to DLM segment network (BACnet MS/TP)
- Segment network parameters:
  - Wattstopper LM-MSTP wire (required)
  - Linear topology; 4000 ft. maximum per segment
- Upon loss of power, date and time info is maintained for 14+ days. Programming info (including schedules) is maintained for the life of the product.
- Operating conditions: for indoor use only; 32-122°F (0-50°C); 5-95% RH, non-condensing
- UL and cUL listed (E207852)
- FCC part 15 compliant
- Five year warranty

## DIMENSIONS & MOUNTING

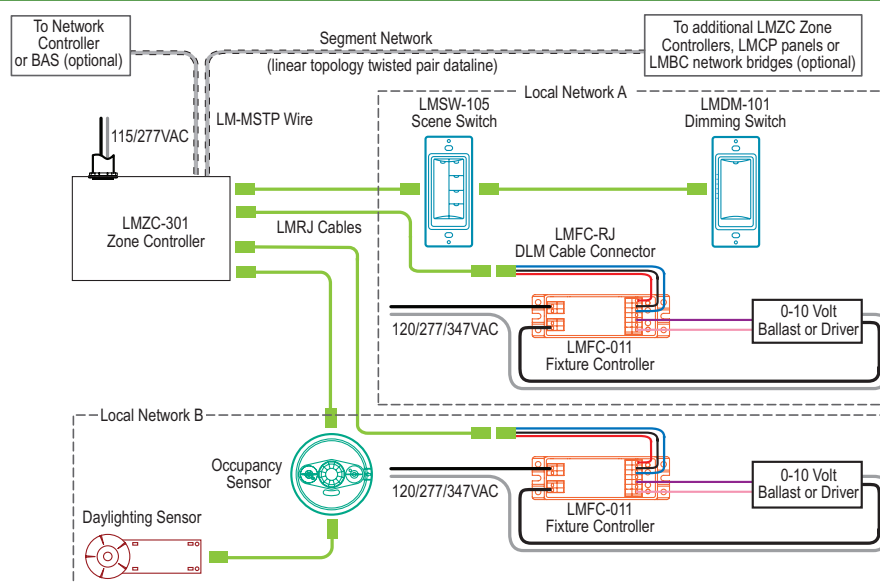
### Dimensions



### LMZC-301 with LMPB-100 Power Booster



## SAMPLE DLM CONNECTION DIAGRAM



## ORDERING INFORMATION

Catalog #	Description	Voltage	Class 2 Outputs
LMZC-301	Zone controller	115/277VAC; 60 Hz	2ea 24VDC, 250mA

BACnet® is a registered trademark of ASHRAE.

31197r2 Rev 07/23