


ULTRASONIC LINE VOLTAGE CEILING SENSOR

| UT-355



Architecturally appealing
low-profile appearance

Utilizes advanced,
omni-directional, ultrasonic
technology

Ultrasonic diffusers provide
more comprehensive coverage

Operates at 120, 230 (single
phase), 277 or 347 VAC, 50/60 Hz

Terminal wiring for quick
and easy installation

Walk-through mode
increases savings potential

Description

Wattstopper's low-profile UT-355 Ultrasonic Line Voltage Ceiling Sensor automatically turns lighting on and off based on occupancy. The sensor mounts on the ceiling with a flat, unobtrusive appearance and provides 360° coverage.

Operation

The UT-355 is line voltage and operates on a single phase at 120, 230, 277, or 347 VAC. It uses high frequency (40 KHz) ultrasound to sense occupancy and automatically turn lighting on. When no occupancy is detected for the length of the time delay, lighting automatically turns off.

Features

- Advanced control logic based on RISC microcontroller provides:
 - Advanced Signal Processing to eliminate false triggers and provide immunity to RFI and EMI
 - Walk-through Mode to turn lights off three minutes after the area is initially occupied, ideal for brief visits such as mail delivery
- Zero-crossing for long relay life
- LED indicates occupancy detection
- Coverage 500-2,000 square feet
- DIP switch simplifies sensor adjustments
- Patented ultrasonic diffusion technology spreads coverage to a wider area
- Clip mounting system makes ceiling tile installation simple
- Terminal wiring system provides quick and easy installation
- Sensor coverage tested to NEMA Guide Publication WD 7-2000
- BAA/TAA-compliant models available

Time Delay Options

The UT-355 is factory set for a 20 minute time delay, ideal for both energy savings and user satisfaction in most applications. Installers can quickly select other fixed time delays (5, 10, 15 or 30 minutes) via DIP switches. Fixed time delays eliminate the occupant dissatisfaction associated with an automatically adjusted time delay option, and reduce callbacks. Walk-through mode may be enabled for added energy savings in spaces with frequent transient traffic.

Applications

UT sensors offer excellent control of lighting for many spaces, including restrooms and large offices. The UT sensors' performance and ease of installation will provide fast paybacks and many years of energy savings.

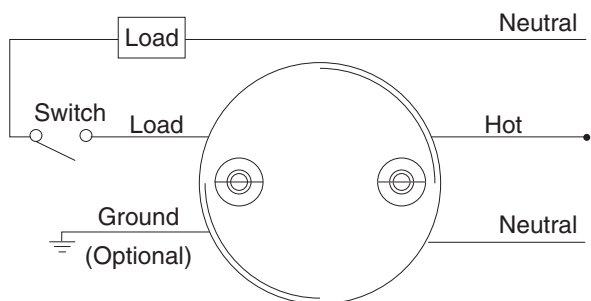
PROJECT	LOCATION/ TYPE
---------	-------------------

Specifications

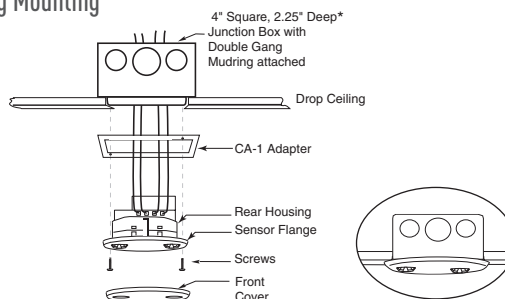
- 120/230 (single phase)/277/347 VAC, 50/60 Hz
- Time delays: 5, 10, 15, 20, or 30 minutes, Walk-through & Test modes
- Sensitivity adjustment: variable with trimpot
- Ultrasonic frequency of 40 kHz
- Mounting options: 4" square junction box with double-gang mud ring; 4" octagonal junction box
- Dimensions: 4.5" x 1.45" (114.3mm x 25.9mm) diameter x depth
- UL and cUL listed
- Five year warranty

Wiring & Mounting

Wiring Diagram

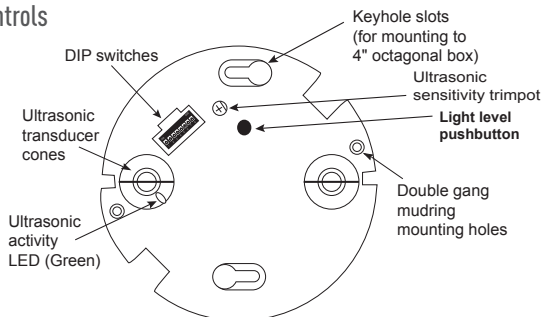


Ceiling Mounting



Controls & Settings

Product Controls



DIP Switch Settings

Feature	Switch#	1	2	3
Time Delay				
Test Mode/20 min		↓	↓	↓
30 seconds		↓	↓	↑
5 minutes		↓	↑	↓
10 minutes		↓	↑	↑
15 minutes		↑	↓	↓
20 minutes		↑	↓	↑
25 minutes		↑	↑	↓
30 minutes		↑	↑	↑

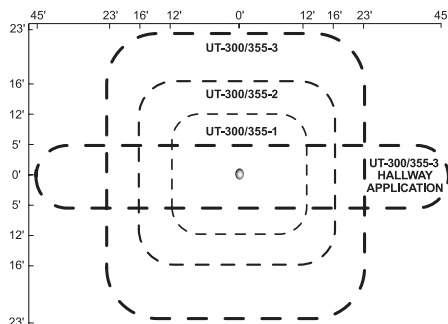
Walk-Through	4
Enabled	↑
Disabled	↓ ◀
Service	5
Service	↑
Normal	↓ ◀

◀ = Factory Setting
 ↑ = ON
 ↓ = OFF

Coverage & Placement

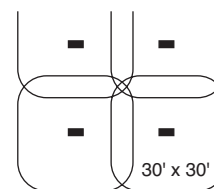
Coverage Patterns

Coverages shown represent half-step walking motion when sensor is mounted 8'-10' high. Actual coverage can vary for each application depending on the shape and use of space and the obstacles present.



Placement

Typical layout for open office space would be to place UT-355-3 sensors so they control zones that overlap. For partitioned spaces, a typical zone is about 25' x 25' with an overlap on the coverage up to 30' x 30'.



Ordering Information

Catalog #	Voltage/Description	Load Rating	Coverage
<input type="checkbox"/> UT-355-1	120 VAC, 50/60 Hz;	0-800 W Ballast/Tungsten/LED	500 ft ² (45.5 m ²)
<input type="checkbox"/> UT-355-1-U	230 VAC (single phase)50/60 Hz;	0-1200 W Ballast/LED, or	1000 ft ² (92.9 m ²)
<input type="checkbox"/> UT-355-2	277 VAC, 50/60 Hz; or	0-1500 W Ballast/LED	2000 ft ² (185.8 m ²)
<input type="checkbox"/> UT-355-2-U	347 VAC, 50/600 Hz		
<input type="checkbox"/> UT-355-3			
<input type="checkbox"/> UT-355-3-U			
<input type="checkbox"/> CA-1	Cosmetic adapter for ceiling installations with 4" square j-box or Wiremold #V5752 box		

Sensors are white. -U = BAA/TAA compliant; product is compliant with Buy American Act and Trade Agreement Act