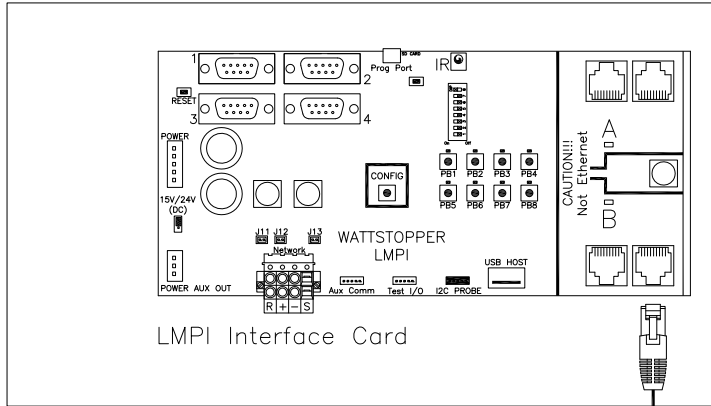
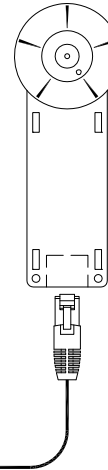


LMCP Relay Panel

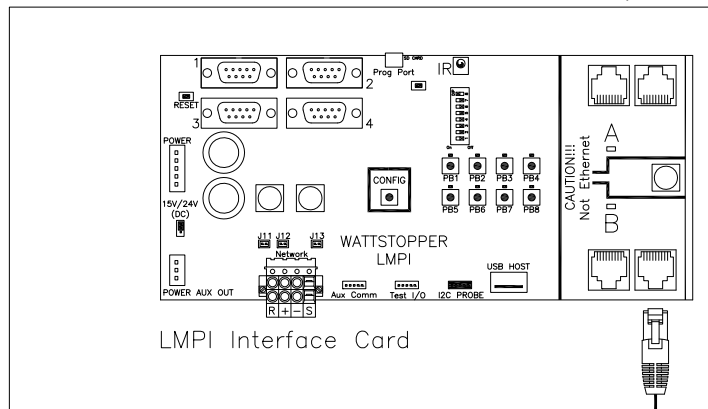


\*LMLS-400

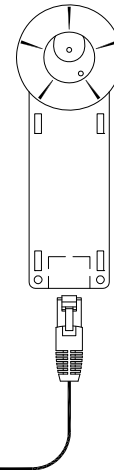


LMRJ Series Pre-Terminated Cables or CAT5e. Free Topology & Splitter Acceptable

LMCP Relay Panel

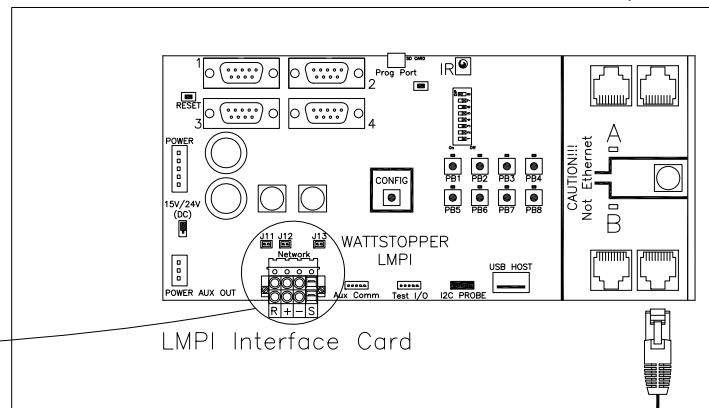


\*LMLS-500

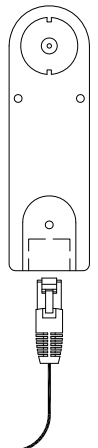


LMRJ Series Pre-Terminated Cables or CAT5e. Free Topology & Splitter Acceptable

LMCP Relay Panel



\*LMLS-600



See 90-811 for Jumper Terminations & MS/TP Wiring

LMRJ Series Pre-Terminated Cables or CAT5e. Free Topology & Splitter Acceptable

\*Photocell will provide local panel control only. Group Binding is not available.

Note: Each A & B pair provide a 24VDC output and up to 250mA. The maximum cable run for a room network depends on the number of devices. 150' of cable is allowed per device; a two device network is allowed 300', 3 devices 450' etc., up to 1,000' maximum. For example a network that has 6 devices supports a maximum of 900' of total CAT5e cabling with no minimum or maximum spacing between devices. The first 5 devices could be separated by a 10' LMRJ (4 total) and the last device could then be 860' from the Room Controller. Adding additional devices beyond 6 total allows for a maximum network length of 1000'.

<b>WattStopper®</b> 800-879-8585			
Title <b>Typical Daylighting to LMCP Panel Wiring</b>			
Scale None	Drawing# 90-815	Date 10/15/13	Rev. 1