

Catalog Number • Numéro de Catalogue • Número de Catálogo: LMCP-GE12

Country of Origin: Made in China • Pays d'origine: Fabriqué en Chine • País de origen: Hecho en China

LMCP-GE12 RETROFIT KIT INSTALLATION

Step 1: Remove all interior components leaving relays and power supply only.

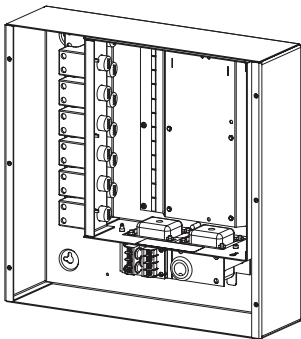


Fig. 1: Example GE12 panel assembly

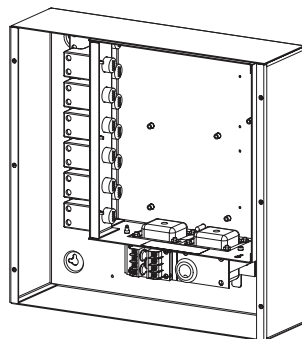


Fig. 2: After removing interior items

Step 2: Install LMRD/LMPI adapter plate and card.

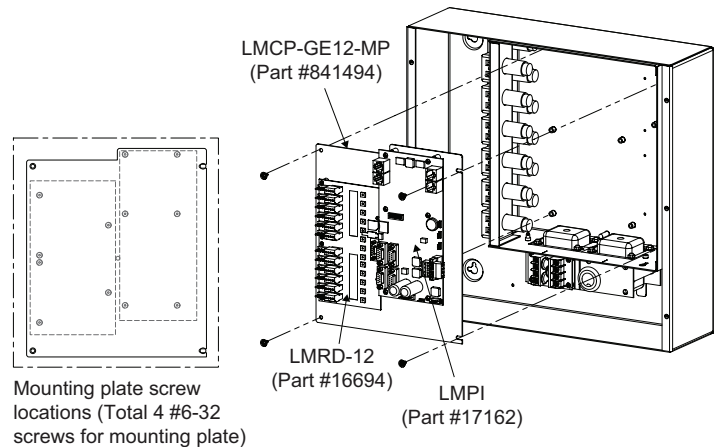


Fig. 3: Adapter plate mounting details

Step 3:

- Connect LMRD card to LMPI.
- Connect relays to LMRD cards.
- Connect power to LMPI.
(See **Relay Connection Details** for DIP Switch settings and power supply connection details.)

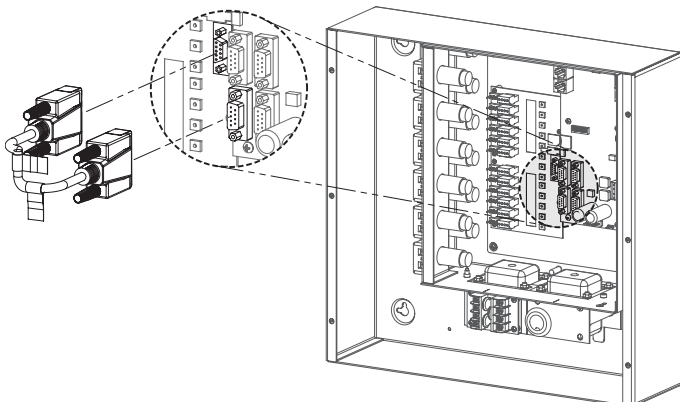


Fig. 4: Connection details

Step 4: Apply upgrade label.

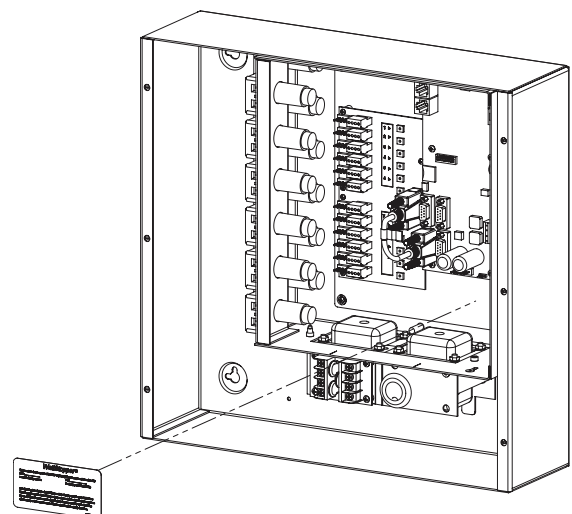


Fig. 5: Label location suggestion

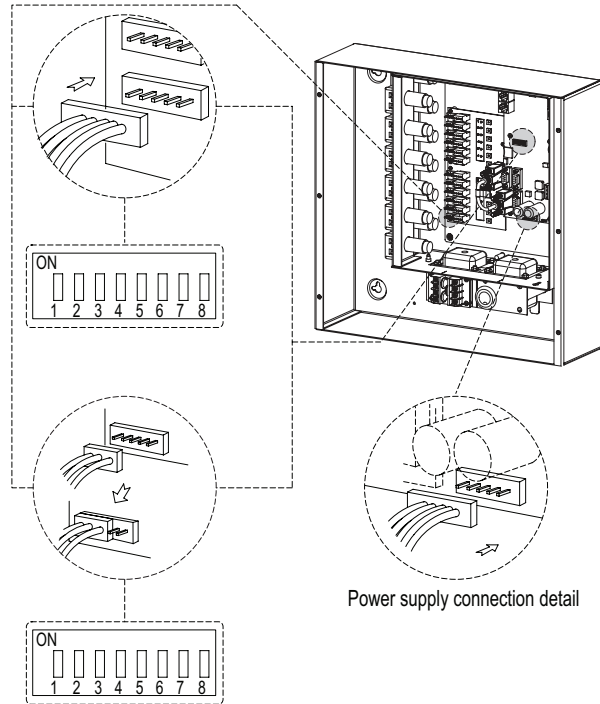
RELAY CONNECTION DETAILS

Option 1: 5-pin connector

DIP Switch	Setting
1, 2, 3, 4, 6	Reserved (OFF)
5	ON (for GE relays) OFF (for HDR relays)
7	ON: Relays ON/OFF during PnL OFF: Only pilot LEDs ON/OFF during PnL
8	ON: Pilot LEDs follow logic OFF: Pilot LEDs follow Pilot

Option 2: 3-pin connector (no pilot)

DIP Switch	Setting
1, 2, 3, 4, 6	Reserved (OFF)
5	ON (50 ms pulse width)
7	ON: Relays ON/OFF during PnL OFF: Only pilot LEDs ON/OFF during PnL
8	ON



PARTS LIST

Part	Description	Part Number	Quantity	Part	Description	Part Number	Quantity
	LMRD-12	#16694	1		Cable Assembly	#841449	1
	LMPI	#17162	1		Screw #6-32 L=5/16	#17686	10
	LMCP-GE12-MP	#841494	1				

* SWS and TLC are products and property of General Electric (GE).

WARRANTY INFORMATION

Wattstopper warrants its products to be free of defects in materials and workmanship for a period of five (5) years. There are no obligations or liabilities on the part of Wattstopper for consequential damages arising out of, or in connection with, the use or performance of this product or other indirect damages with respect to loss of property, revenue or profit, or cost of removal, installation or reinstallation.

INFORMATIONS RELATIVES À LA GARANTIE

Wattstopper garantit que ses produits sont exempts de défauts de matériaux et de fabrication pour une période de cinq (5) ans. Wattstopper ne peut être tenu responsable de tout dommage consécutif causé par ou lié à l'utilisation ou à la performance de ce produit ou tout autre dommage indirect lié à la perte de propriété, de revenus, ou de profits, ou aux coûts d'enlèvement, d'installation ou de réinstallation.

INFORMACIÓN DE LA GARANTÍA

Wattstopper garantiza que sus productos están libres de defectos en materiales y mano de obra por un período de cinco (5) años. No existen obligaciones ni responsabilidades por parte de Wattstopper por daños consecuentes que se deriven o estén relacionados con el uso o el rendimiento de este producto u otros daños indirectos con respecto a la pérdida de propiedad, renta o ganancias, o al costo de extracción, instalación o reinstalación.