



Bring connections up to your fingertips

Upgrade your workstations to well connected spaces with the new Wiremold® Desk Modules so you can focus on the business at hand.

- **Increase functionality of the work surface.** Replacing existing grommets with integrated power, communications and USB charging.
- **Convenient retractors.** Provide secure, adjustable cable management for USB and RJ45 cabling.
- **Effortless installation.** Adapts to existing desk grommets or can be easily installed with a hole saw. Retractors snap into position onto the module.
- **Protect cable egress.** Included cable guides and edge guard provide increased cable protection and reliability.



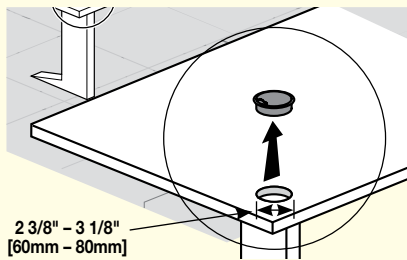
designed to be better.™

Product Offering:

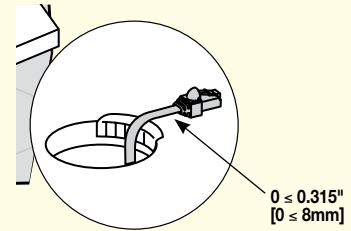
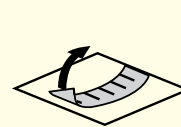
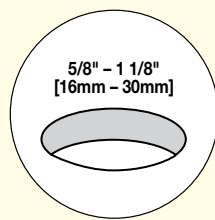
Catalog No.	Description
WSDM210BK	Desk Module, black/silver, with two 15A outlets and 12' cord
WSDM211BK	Desk Module, black/silver, with two 15A outlets and one USB Charging outlet and 12' cord
WSDM210BKR	Desk Module, black/silver, with two 15A outlets and 12' cord. Comes with RJ45 retractor cassette.
WSDM211BKR	Desk Module, black/silver, with two 15A outlets and one USB Charging outlet and 12' cord. Comes with RJ45 retractor cassette
WSDMDC	RJ45 retractor cassette
WSDMUC	USB retractor cassette

Quick Start Installation:

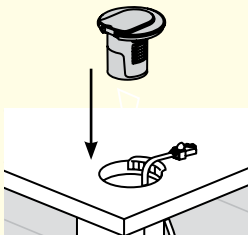
1. Locate opening in desk.



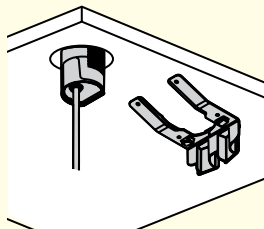
2. Put edge guard in place and feed up data cable.



3. Drop in Desk Module unit.



4. Slide on mounting clip/retractor mount.



5. Plug unit into floor outlet.

