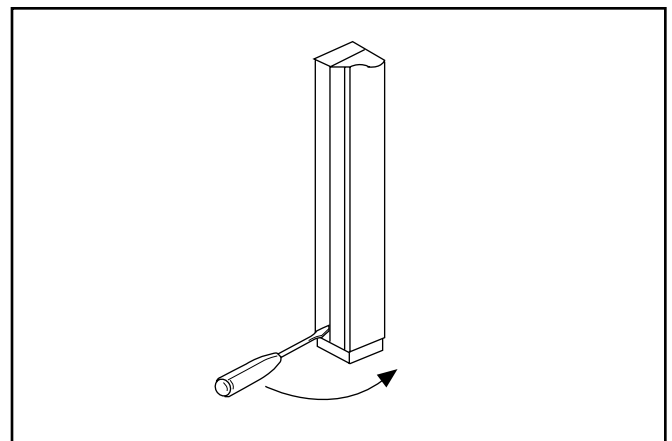
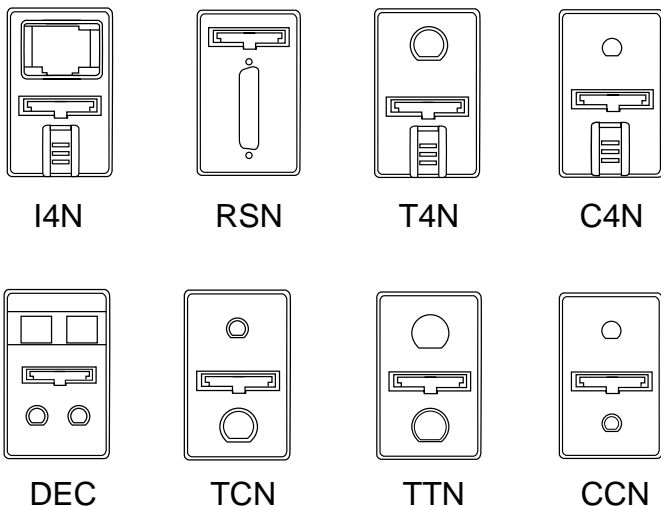


AMTPN/ 25DTPN Cabling System Adapter For Wiremold Modular Tele-Power® Poles INSTALLATION INSTRUCTIONS

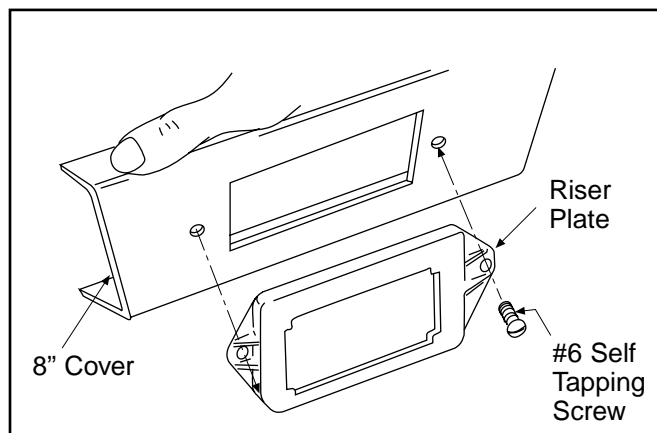
Wiremold Electrical Systems conform to and should be properly grounded in compliance with requirements of the current National Code or codes administered by local authorities.

All electrical products may represent a possible shock or fire hazard if improperly installed or used. Wiremold electrical products are UL listed, made for interior use in dry locations only and should be installed in conformance with current local and/or the National Electrical Code.

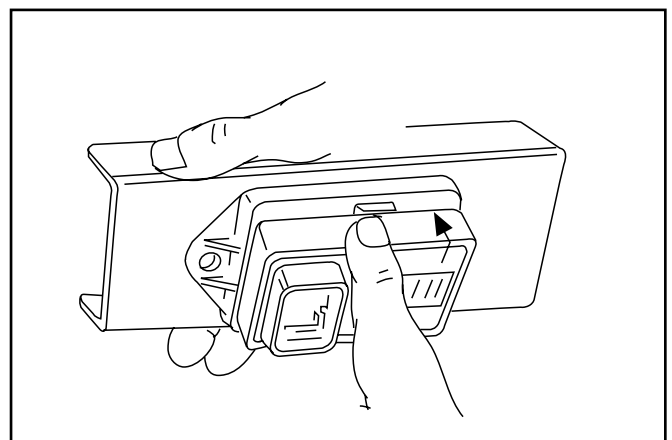
Adapter covers not included.



1. Insert screw driver into slot, turn slowly, adjust pressure. Remove communications cover from power pole.



2. Screw riser plate into 8" cover section provided, using #6 self tapping screws.



3. Select adapter cover to be used, snap adapter into AMTPN/25DTPN wire per instructions. Snap AMTPN/25DTPN to space provided at bottom of pole.