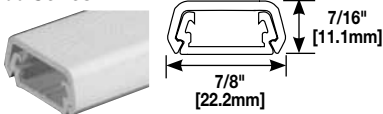


WIREMOLD®

Raceway Quick Selection Guide

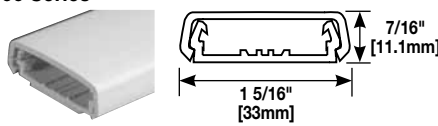
SMALL NONMETALLIC RACEWAY SYSTEMS

400 Series™



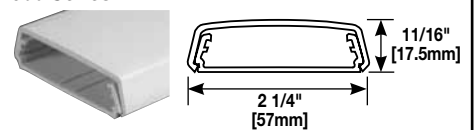
TYPE: Two-Piece, Single-Channel
 CAPACITY: 0.130in² [83.9mm²]
 COLORS: Ivory, White

800 Series™



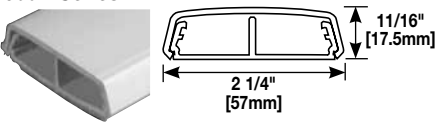
TYPE: Two-Piece, Single-Channel
 CAPACITY: 0.272in² [175mm²]
 COLORS: Ivory, White

2300 Series™



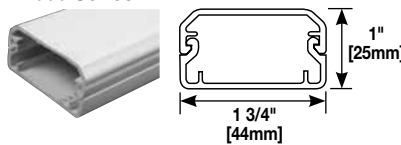
TYPE: Two-Piece, Single-Channel
 CAPACITY: 0.852in² [550mm²]
 COLORS: Ivory, White

2300D Series™



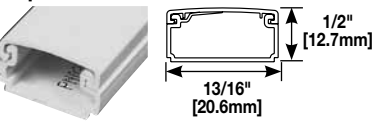
TYPE: Two-Piece, Dual-Channel
 CAPACITY: Each Compartment: 0.426in² [275mm²]
 COLORS: Ivory, White

NM2000 Series™



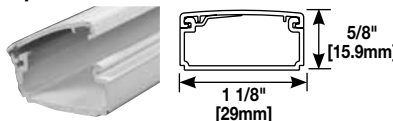
TYPE: Two-Piece, Single-Channel
 CAPACITY: 1.140in² [735mm²]
 COLORS: Ivory

Eclipse™ PN03 Series



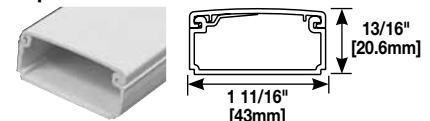
TYPE: One-Piece, Single-Channel, (Latching)
 CAPACITY: 0.285in² [184mm²]
 COLORS: Ivory, White, Fog White

Eclipse™ PN05 Series



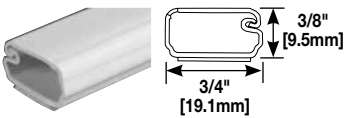
TYPE: One-Piece, Single-Channel (Latching)
 CAPACITY: 0.538in² [347mm²]
 COLORS: Ivory, White, Fog White

Eclipse™ PN10 Series



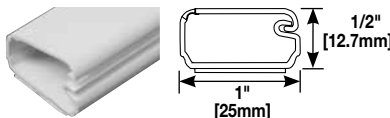
TYPE: One-Piece, Single-Channel (Latching)
 CAPACITY: 0.990in² [639mm²]
 COLORS: Ivory, White, Fog White

Uniduct® 2700 Series†



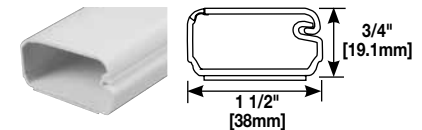
TYPE: One-Piece, Single-Channel (Latching)
 CAPACITY: 0.163in² [105mm²]
 COLORS: Ivory, White, Fog White

Uniduct® 2800 Series†



TYPE: One-Piece, Single-Channel (Latching)
 CAPACITY: 0.337in² [217mm²]
 COLORS: Ivory, White, Fog White

Uniduct® 2900 Series†



TYPE: One-Piece, Single-Channel (Latching)
 CAPACITY: 0.869in² [530mm²]
 COLORS: Ivory, White, Fog White

† For low voltage (50V or less) applications.

SMALL NONMETALLIC RACEWAY SYSTEMS SPECIFICATIONS

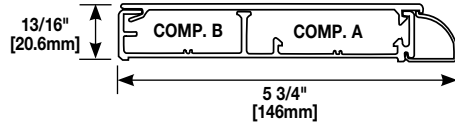
RACEWAY SERIES	WIRE SIZE AWG* THWN, THHN			UNSHIELDED TWISTED PAIR CABLE** TYPE XCN/CMR			
	14 AWG O.D. Inches: 0.111 mm: [2.8]	12 AWG O.D. Inches: 0.130 mm: [3.3]	10 AWG O.D. Inches: 0.164 mm: [4.2]	4-Pair, Cat. 3 O.D. Inches: 0.190 mm: [4.8]	4-Pair, Cat. 5e O.D. Inches: 0.210 mm: [5.3]	4-Pair, Cat. 6 O.D. Inches: 0.250 mm: [6.3]	4-Pair, Cat. 6a O.D. Inches: 0.354 mm: [8.9]
400	5	3	0	1	1	1	0
800	6	5	4	3	3	2	1
2300	25	18	12	11	9	6	3
2300D (Ea. Comp.)	12	8	5	5	4	3	1
2700†	0	0	0	2	1	1	0
2800†	0	0	0	4	3	2	1
2900†	0	0	0	12	10	7	3
Eclipse PN03	8	7	0	3	2	1	0
Eclipse PN05	16	14	0	5	5	3	1
Eclipse PN10	22	20	19	13	11	8	4
NM2000	45	31	15	16	13	9	4

* Wire capacity is reduced to allow for proper conductor bend radius and maximum permissible heat rise.

** 40% cable fill is the maximum designed cable fill based on a proposed revision to TIA/EIA 569-A.

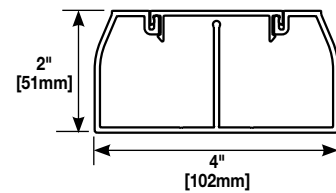
LARGE NONMETALLIC RACEWAY SYSTEMS

Access® 5000 Series



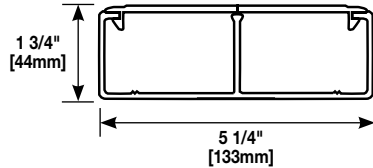
TYPE: Two-Piece, Dual-Channel Raceway
CAPACITY: Comp. A: 1.94in² [1250mm²], Comp. B: 1.39in² [849mm²]
COLORS: White, Gray, Black, Oak Veneer, Maple Veneer

CableSmart™ 40N2 Series



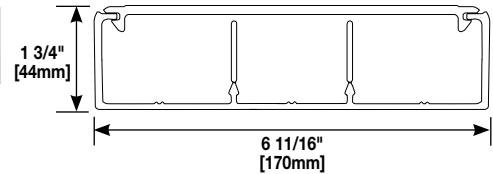
TYPE: Two-Piece, Dual-Channel Raceway
CAPACITY: Each Compartment: 3.22in² [2080mm²]
COLORS: Ivory, White

5400 Series™



TYPE: Two-Piece, Dual-Channel
CAPACITY: Each Compartment: 3.72in² [2400mm²]
COLORS: Ivory, White

5500 Series™



TYPE: Two-Piece, Three-Channel†
CAPACITY: Each Compartment: 2.64in² [2080mm²]
COLORS: Ivory, White

LARGE NONMETALLIC RACEWAY SYSTEMS SPECIFICATIONS

RACEWAY SERIES	WIRE SIZE AWG* THWN, THHN			UNSHIELDED TWISTED PAIR CABLE** TYPE XCN/CMR			
	14 AWG O.D. Inches: 0.111 mm: [2.8]	12 AWG O.D. Inches: 0.130 mm: [3.3]	10 AWG O.D. Inches: 0.164 mm: [4.2]	4-Pair, Cat. 3 O.D. Inches: 0.190 mm: [4.8]	4-Pair, Cat. 5e O.D. Inches: 0.210 mm: [5.3]	4-Pair, Cat. 6 O.D. Inches: 0.250 mm: [6.3]	4-Pair, Cat. 6a O.D. Inches: 0.354 mm: [8.9]
40N2 Series (Ea. Compartment)	20	18	17	45	37	26	13
5000 Comp. A	24	20	12	27	22	15	7
5000 Comp. B	N/A	N/A	N/A	19	16	11	5
5400 (1/2 Comp.)	50	34	60	52	42	30	15
5500	64	60	90	114	94	66	33
5500 (1/3 Comp.)	41	25	46	37	30	21	10
5500 (2/3 Comp.)	50	44	70	71	58	41	20

NOTE: 5400TB and 5500BD3 are available prewired.

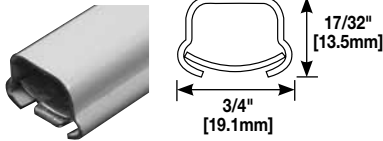
* Wire capacity is reduced to allow for proper conductor bend radius and maximum permissible heat rise.

** 40% cable fill is the maximum designed cable fill based on a proposed revision to TIA/EIA 569-A.

† Dividers can be snapped off to create single or dual channel (1/3-2/3) configurations

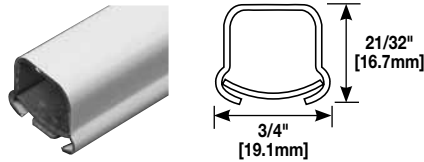
STEEL RACEWAY SYSTEMS

500° Series



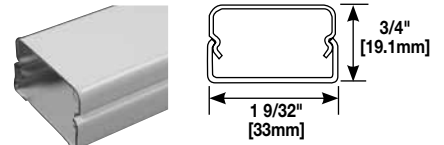
TYPE: One-Piece, Single-Channel
CAPACITY: 0.19in² [123mm²]
COLORS: Ivory

700° Series



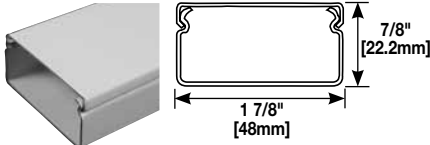
TYPE: Two-Piece, Single-Channel
CAPACITY: 0.26in² [168mm²]
COLORS: Ivory, White

2000 Series™



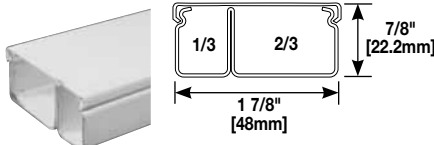
TYPE: Two-Piece, Single-Channel
CAPACITY: 0.80in² [516mm²]
COLORS: Ivory, Gray

2400 Series™



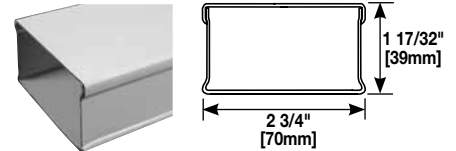
TYPE: Two-Piece, Single-Channel
CAPACITY: 1.39in² [897mm²]
COLORS: Ivory, Fog White

2400D Series™



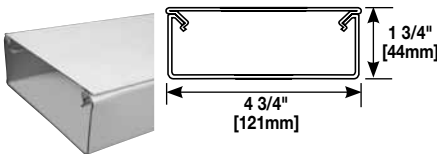
TYPE: Two-Piece, Dual-Channel
CAPACITY: 1/3 Comp.: 0.374in² [241mm²],
 2/3 Comp.: 0.865in² [558mm²],
COLORS: Ivory, Fog White

3000 Series™



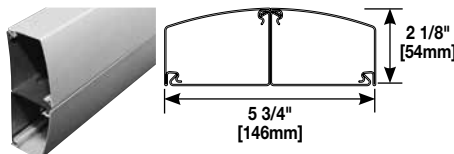
TYPE: Two-Piece, Single-Channel
CAPACITY: 3.70in² [2340mm²]
COLORS: Ivory, Gray

4000 Series™



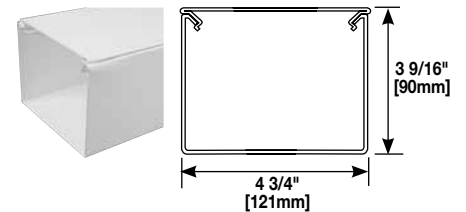
TYPE: Two-Piece, Single- or Dual-Channel
CAPACITY: Divided: 3.10in² [2000mm²],
 Undivided: 7.20in² [4645mm²]
COLORS: Ivory, Gray, Stainless

DS4000° Series



TYPE: Three-Piece, Dual-Channel
CAPACITY: Each Compartment: 5.01in² [3235mm²]
COLORS: Designer Ivory, Designer Gray,
 Matte Black, Metallic Bronze

6000 Series™



TYPE: Two-Piece, Single- or Dual-Channel
CAPACITY: Divided: 7.20in² [4645mm²],
 Undivided: 16.00in² [10320mm²]
COLORS: Ivory, Gray

STEEL RACEWAY SYSTEMS SPECIFICATIONS

RACEWAY SERIES	WIRE SIZE AWG* THWN, THHN			UNSHIELDED TWISTED PAIR CABLE** TYPE XCN/CMR			
	14 AWG O.D. Inches: 0.111 mm: [2.8]	12 AWG O.D. Inches: 0.130 mm: [3.3]	10 AWG O.D. Inches: 0.164 mm: [4.2]	4-Pair, Cat. 3 O.D. Inches: 0.190 mm: [4.8]	4-Pair, Cat. 5e O.D. Inches: 0.210 mm: [5.3]	4-Pair, Cat. 6 O.D. Inches: 0.250 mm: [6.3]	4-Pair, Cat. 6a O.D. Inches: 0.354 mm: [8.9]
500 Series	7	5	3	2	2	1	0
700 Series	10	7	4	3	3	2	1
2000 Series	7	7	0	11	9	6	3
2400 Series	12	9	0	19	16	11	5
2400D (1/3 Comp.)	11	9	6	5	4	3	1
2400D (2/3 Comp.)	26	19	11	12	9	7	3
3000 Series	152	111	70	52	42	30	15
4000 (Undivided)	296	216	136	101	83	58	29
4000 (Divided)	127	93	58	49	40	28	14
DS4000 (Ea. Comp.)	206	150	95	70	57	40	20
6000 (Undivided)	659	481	303	225	184	130	65
6000 (Divided)	296	216	136	101	83	58	29

NOTE: 3000 and 4000 are available prewired.

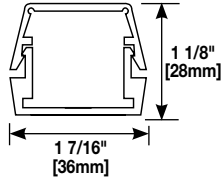
* Add "V" prefix for Ivory, "G" for Gray.

** 40% cable fill is the maximum designed cable fill based on a proposed revision to TIA/EIA 569-A.

*** Add "-DV" suffix for Designer Ivory color, "-DG" suffix for Designer Gray color, "-BK" suffix for Matte Black color, and "-BZ" suffix for Metallic Bronze color.

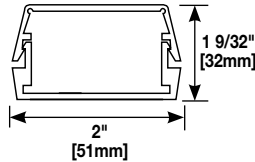
ALUMINUM RACEWAY SYSTEMS

AL2000 Series™



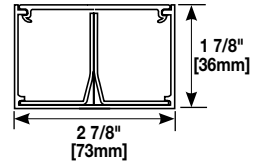
TYPE: Two-Piece, Single-Channel
CAPACITY: 1.10in² [710mm²]
COLORS: Satin Anodized Aluminum

AL2400 Series™



TYPE: Two-Piece, Single-Channel
CAPACITY: 1.70in² [1097mm²]
COLORS: Satin Anodized Aluminum

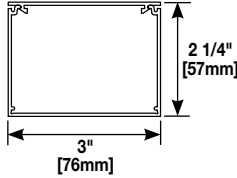
AL3300 Series™



TYPE: Two-Piece, Single- or Dual-Channel
CAPACITY: Undivided: 4.40in² [2389mm²],
 1/2 Divided: 2.20in² [1419mm²],
 Offset Divided: 1.35in² [871mm²]
COLORS: Satin Anodized Aluminum

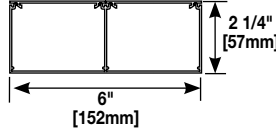
Shown with optional field-installed divider.

ALA3800 Series™



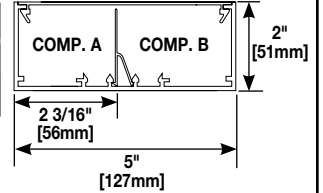
TYPE: Two-Piece, Single-Channel
CAPACITY: 5.93in² [3826mm²]
COLORS: Satin Anodized Aluminum

ALA4800 Series™



TYPE: Three-Piece, Dual-Channel
CAPACITY: Each Compartment: 5.93in² [3826mm²]
COLORS: Satin Anodized Aluminum

AL5200 Series™

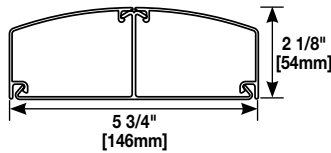


TYPE: Two-Piece, Single-, Dual-, or Triple-Channel
CAPACITY: Undivided: 8.50in² [5484mm²],
 Dual Divided Comp. A: 3.90in² [2526mm²],
 Dual Divided Comp. B: 4.50in² [2903mm²],
 Triple Divided Comp. A: 2.85in² [1839mm²],
 Triple Divided Comp. B: 2.40in² [1548mm²],
 Triple Divided Comp. C: 2.85in² [1839mm²]
COLORS: Satin Anodized Aluminum

Shown with optional field-installed divider.

NOTE: Field-installed Divider(s) can be positioned in multiple locations in 5200 Series Raceway to create multiple channel configurations and/or different sizes of channels.

ALDS4000 Series™



TYPE: Three-Piece, Dual-Channel
CAPACITY: Each Compartment: 4.85in² [3192mm²]
COLORS: Satin Anodized Aluminum

ALUMINUM RACEWAY SYSTEMS SPECIFICATIONS

RACEWAY SERIES	WIRE SIZE AWG* THWN, THHN			UNSHIELDED TWISTED PAIR CABLE** TYPE XCN/CMR			
	14 AWG O.D. Inches: 0.111 mm: [2.8]	12 AWG O.D. Inches: 0.130 mm: [3.3]	10 AWG O.D. Inches: 0.164 mm: [4.2]	4-Pair, Cat. 3 O.D. Inches: 0.190 mm: [4.8]	4-Pair, Cat. 5e O.D. Inches: 0.210 mm: [5.3]	4-Pair, Cat. 6 O.D. Inches: 0.250 mm: [6.3]	4-Pair, Cat. 6a O.D. Inches: 0.354 mm: [8.9]
AL2000 Series	51	38	24	3	3	2	1
AL2400 Series	78	58	37	23	19	13	6
AL3300 Series	202	150	95	67	44	38	18
AL3300 Divided	99	74	47	29	21	16	7
ALA3800 Series	214	156	98	86	70	50	25
ALDS4000 (Ea. Comp.)	200	146	92	68	56	40	22
ALA4800 Series	214	156	98	86	70	50	25
AL5200 Series	350	255	161	119	98	69	34
AL5200 (Comp. B)	185	135	85	63	51	36	18
AL5200 (Comp. A)	160	117	73	55	45	31	15

NOTE: ALA3800 and ALA4800 available prewired.

* Each compartment.

** 40% cable fill is the maximum designed cable fill based on a proposed revision to TIA/EIA 569-A.



Electrical Wiring Systems

60 Woodlawn Street
 West Hartford, CT 06110
 Phone: 1.877.BY.LEGRAND (295-3472)
www.legrand.us

570 Applewood Crescent
 Vaughan, Ontario L4K 4B4
 Phone: 905.738.9195
www.legrand.ca

