

DUAL TECHNOLOGY CEILING MOUNT OCCUPANCY SENSOR

LMDC-100

Combines passive infrared and ultrasonic technologies for most comprehensive coverage

Component of Digital Lighting Management integrated control system

Quick access to Push n' Learn for system personalization



Digital sensor with programming pushbuttons behind snap-off cover

IR transceiver for wireless configuration and remote control

Low profile design for architectural appeal



DESCRIPTION

The LMDC-100 low profile Dual Technology Ceiling Mount Occupancy Sensor uses both passive infrared (PIR) and ultrasonic technologies to achieve precise occupancy sensing for energy-efficient control of lighting and plug loads. It is a digital sensor, and is part of a Wattstopper Digital Lighting Management (DLM) system.

OPERATION

The LMDC-100 operates on Class 2 power supplied to a DLM local network by one or more DLM room controllers. It works with the room controller(s) to turn loads on and off based on occupancy. Default operation is established by Plug n' Go, which automatically configures system components to maximize energy savings. Initially, all occupancy sensors control all loads on the same local network. Each LMDC-100 may be assigned to a specific load; load assignments and load parameters may be changed using Push n' Learn. The LMDC-100 may be reconfigured using either the pushbuttons with LED feedback, LMCT-100-2 wireless configuration tool, or LMCS-100 software.

FEATURES

- Plug n' Go™ automatic configuration for quick installation and maximum energy savings
- Push n' Learn™ functionality for customization without the need for tools or a PC
- Digital Lighting Management components plug together on a free-topology Category 5e DLM local network
- Infrared (IR) transceiver for wireless configuration and control
- 360 degree PIR coverage
- Ultrasonic diffusion technology spreads coverage to a wider area (patented); 40KHz signal
- Detection Signature Processing eliminates false triggers and provides immunity to RFI and EMI
- The product meets the materials restrictions of RoHS
- Sensor coverage tested to NEMA Guide Publication WD 7-2000
- BAA/BABA-compliant model available

DIGITAL SETTINGS AND IR COMMUNICATION

The LMDC-100 includes easy-to-access pushbuttons and LEDs used to change parameters. Time delay and sensitivity can be precisely adjusted. Additionally, walk through mode can be activated and detection and retrigger technologies may be changed.

Changes can also be made with the LMCT-100-2 wireless configuration tool, which communicates with the sensor using a bi-directional infrared (IR) signal. The LMDC-100 IR transceiver allows wireless system operation in addition to configuration.

APPLICATIONS

The LMDC-100 senses both large and small motions and is recommended for spaces including conference rooms, private offices, open offices and classrooms where using just one detection technology could result in false triggers. Mounted at ten feet, the LMDC-100 can detect motion throughout an area of approximately 1,000 square feet.

PROJECT

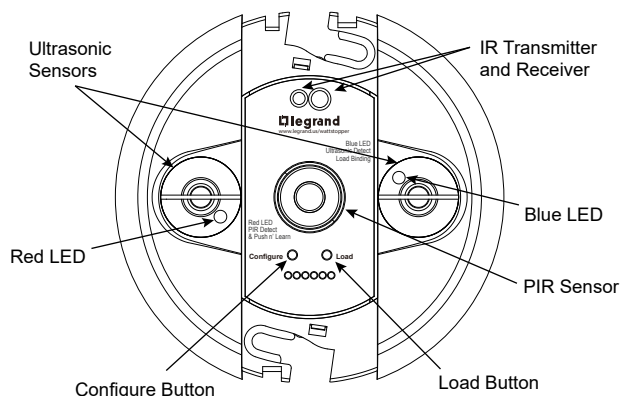
LOCATION/
TYPE

SPECIFICATIONS

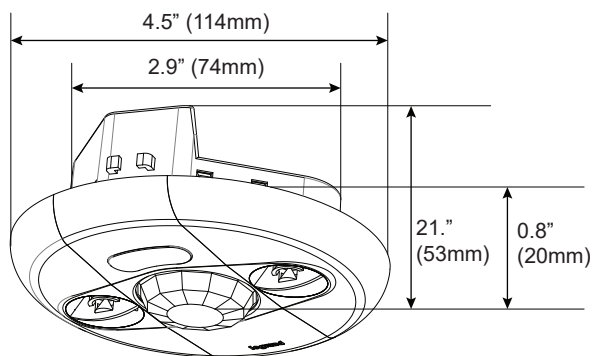
- Input voltage: 24VDC from DLM network
- Current consumption: 20mA
- DLM local network connection: 2 RJ45 ports
- Pushbuttons and LEDs for setting sensor and system parameters
- Infrared (IR) transceiver
- Ultrasonic frequency: 40 kHz
- Operating conditions: for indoor use only; 32-104°F (0-40°C); 5-95% RH, non-condensing
- UL and cUL listed
- FCC part 15 compliant
- Five year warranty

CONTROLS & DIMENSIONS

Product Controls and Sensor Settings



Product Dimensions

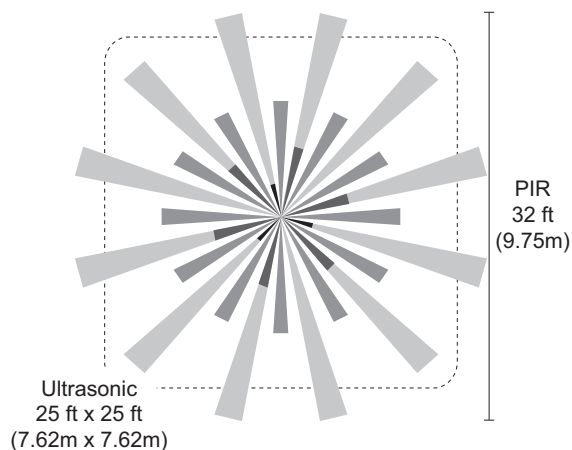


Sensor Parameter	Available Options	Default Setting
Time Delay	1-30 min. (1 min. increments)*	20 minutes
PIR Sensitivity	10-100% (10% increments)/Off	90%
Ultrasonic Sensitivity	10-100% (10% increments)/Off	70%
Test Mode	Activate	Off
Walk Thru**	On/Off	Off
Detection Technology**	Ultrasonic/PIR/Both/Either	Both
Retrigger Technology**	Ultrasonic/PIR/Both/Either	Either

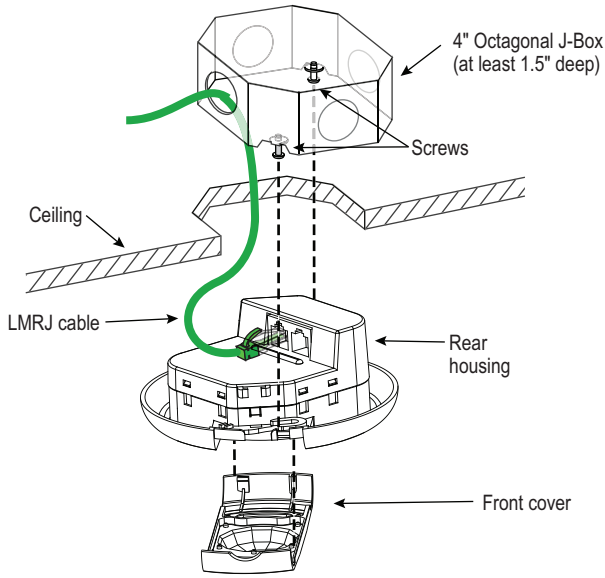
* 5 minute increments via programming buttons. 1 minute increments available if using LMCT-100-2 Configuration Tool or LMCS-100 Software.

** These parameters only available using LMCT-100-2 Configuration Tool or LMCS-100 Software.

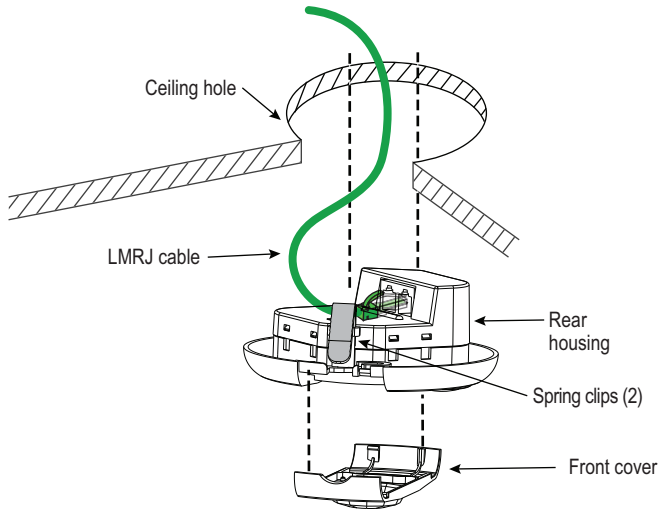
COVERAGE



MOUNTING



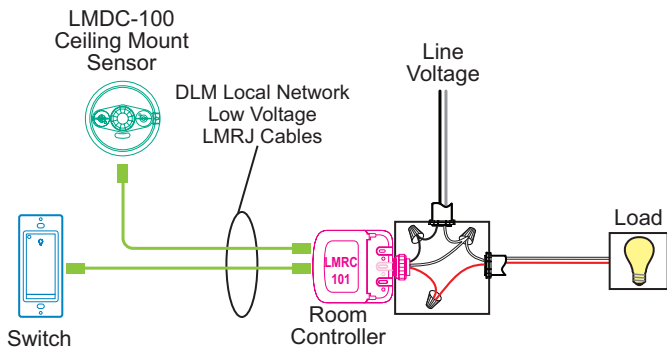
For applications requiring plenum rating



No box required in non-plenum rated applications

WIRING

Sample Connection Diagram



Plug DLM local network components together in any configuration using Cat 5e cables with RJ45 connectors.

ORDERING INFORMATION

Catalog #		Color	Description
<input type="checkbox"/>	LMDC-100	White	Dual Technology Ceiling Mount Occupancy Sensor
<input type="checkbox"/>	LMDC-100-BK	Black	Dual Technology Ceiling Mount Occupancy Sensor
<input type="checkbox"/>	LMDC-100-U	White	Dual Technology Ceiling Mount Occupancy Sensor, BAA/BABA compliant*
<input type="checkbox"/>	LMCT-100-2		Digital Wireless Configuration Tool
<input type="checkbox"/>	LMCT-100-2-U		Digital Wireless Configuration Tool, BAA/BABA compliant*

*Product is compliant with the Buy American Act and Build America, Buy America Act