

 legrand®



DLM Wireless Slim Switch

designed to be better.

MODERN, EFFORTLESS, FLEXIBLE.


Design-Focused DLM Control

DLM Wireless Slim Switches are now available offering the flexibility you need without sacrificing design. An elevated aesthetic that has the configurability DLM switches are known for with the benefits of flexible mounting and ease of installation.

Out of the box, it's designed to easily affix to any surface without modification via self-adhesive application, or mount to traditional wall boxes. An accessible configuration button makes commissioning a breeze through Plug n' Go. Quickly pair devices in Push to Pair mode.

User-centric button and rocker configurations that come with standard, intuitive engraving take the guess work out of manual lighting controls. Minimize the number of switches on a wall by controlling lighting and shades on one DLM Wireless Slim Switch using custom engraving.

Available in seven finishes to meet your project needs



SINGLE ZONE SWITCH

[LMSW-610-S](#)

Ideal Applications

- Single Zone
- Single Scene Recall
- Toggle Control

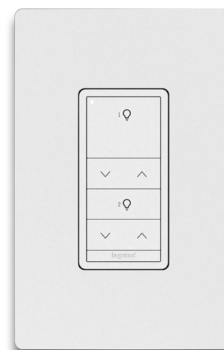


SINGLE ZONE DIMMER

[LMSW-611-S](#)

Ideal Applications

- Single-zone, with dimming
- Toggle and up/down control

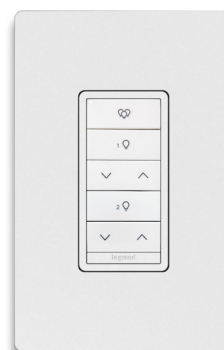


TWO ZONE DIMMER - OR SCENE SWITCH

[LMSW-622-S](#)

Ideal Applications

- Dual-zone, with dimming
- Toggle and up/down control for both zones



MULTI-ZONE DIMMER - OR SCENE SWITCH

[LMSW-632-S](#)

Ideal Applications

- Group toggle control or single scene recall
- Dual zone, with dimming
- Toggle and up/down control for both zones



MULTI-ZONE DIMMER - OR SCENE SWITCH

[LMSW-641-S](#)

Ideal Applications

- Single or multiple zones
- Toggle and up/down control



User-Centric Button and Rocker Configurations Maximize the Desired Sequence of Operation

- New dual button/dual rocker on a single switch to expand control from a single device.



Configuration Button is on the Face of the Switch Hidden in the Legrand Logo

- Program to control wired and wireless loads with hybrid functionality.

LED INDICATOR	
COLOR	STATUS
Red/Green/Blue Flash	Unit Boot Up
Green, 1 Blink	Config Button Pressed
Green, Repeating Blink	PtP Mode
Red, 1 Blink	In normal operation, if any button press, indicates low battery. Also blinks if Config button is pressed 10 times (to reset unit)
Red, Repeating Blink	PnL Mode
White	Button or Rocker pressed during normal operation
Green, On for 3 seconds	Config Button Soft-lock Activated
Green, Blinks 3 times	Config Button Soft-lock Deactivated



The Look and Feel of a Switch

- Low profile off the mounting surface.
- Compatible with radiant® cover plates or other preferred decorative switch plate cover.



Affix to any wall surface regardless of type – glass, brick, etc – without requiring the purchase of additional mounting accessories.



Seamlessly gang multiple switches together on the mounting surface with the winged design.

THE DLM WIRELESS SLIM SWITCH NOW AVAILABLE AT LEGRAND



©2023 Legrand. All Rights Reserved. 03/11/2024



BUILDING CONTROL SYSTEMS
2240 Campbell Creek Blvd. #110
Richardson, Texas 75082
Tel: 800.879.8585
www.legrand.us