

SENSILUM WIRELESS INTEGRATED SENSOR

EN-CLM-PIR-DD-ZB

Includes a Photo Infrared (PIR) and Photo Sensor

Controls up to (4) DALI or (10) 0-10V Drivers

Wireless Communication range up to 45.7 m (150 ft) line of sight

Luminaire Mount



DESCRIPTION

The SensiLUM wireless integrated sensor family enables real-time occupancy detection, daylighting harvesting, and individual or group control of luminaires. Fully compatible with the Wattstopper PLUS System, SensiLUM fits into an industry-standard PG-7 (0.5 inch) trade-size knockout in any luminaire.

SensiLUM sensors offer 0-10V dimming, and DALI control options.

When used with the Wattstopper PLUS System, the SensiLUM allows for a sensor-rich smart network that users can leverage as their technology infrastructure for entry into smart building and IoT applications.

Digital lighting solutions may qualify for commercial lighting rebates on new construction or retrofit projects.

FEATURES

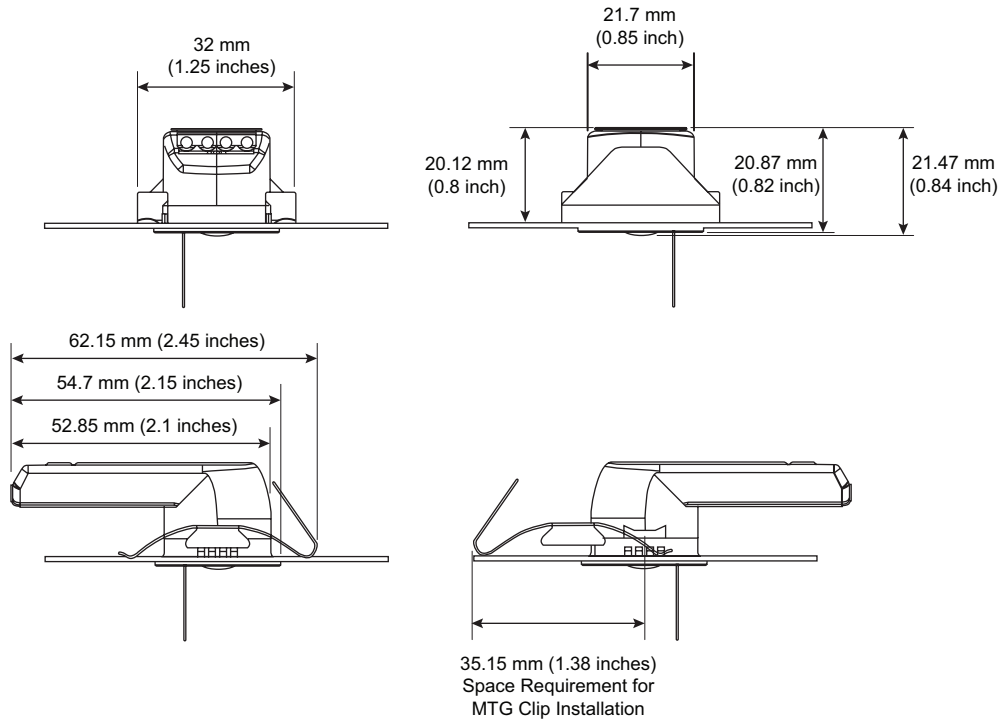
- Unique form factor enables easy integration in any architectural luminaire
- Enables occupancy detection and daylight harvesting
- Compatible with both 0-10V (with Dim-to-OFF) and DALI based LED drivers. The sensor auto-detects between drivers
- Seamlessly enable tunable white applications with luminaire integrated control for DALI Type 8 LED driver
- Adjustable dual-axis shutter allows end-user to fine-tune field of view
- UL924 Listed for Control of Emergency Lighting

SPECIFICATIONS

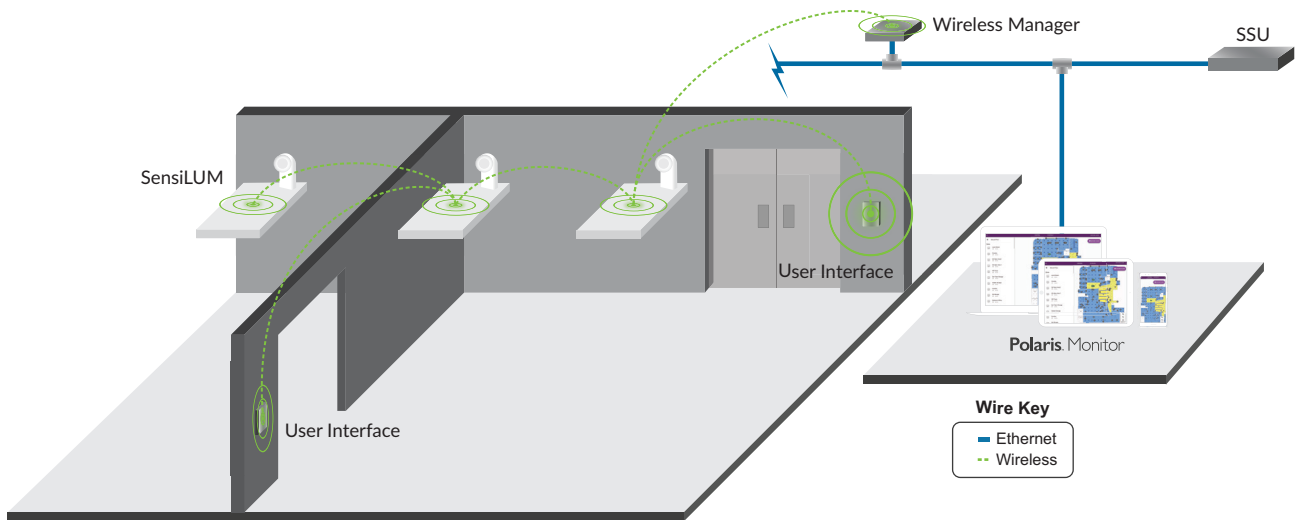
- Voltage: 12-24 VDC (0-10V with AUX connection ONLY); 18-24 VDC (DALI Driver with Self-Powered DALI Link)
- Wireless (2.4GHz) Range: 150ft line-of-sight to other repeater devices, 75ft through standard wall materials
- Device acts as a repeater when in range of 3 or more repeater devices, expanding wireless system communication range.
- Operating Temperature: 32° to 140°F (0° to 60°C)
- Relative Humidity: 0% to 95%, non-condensing
- Weight: 13 g (0.46 oz)
- Certifications
 - UL924 cUL Listed (Emergency Lighting Equipment)
 - UL/cUL 2043 Class 2 Plenum Rated
 - FCC part 15 Class A
- Environmental Suitability: IP2
- 5 year warranty

PROJECT		LOCATION/ TYPE	
---------	--	-------------------	--

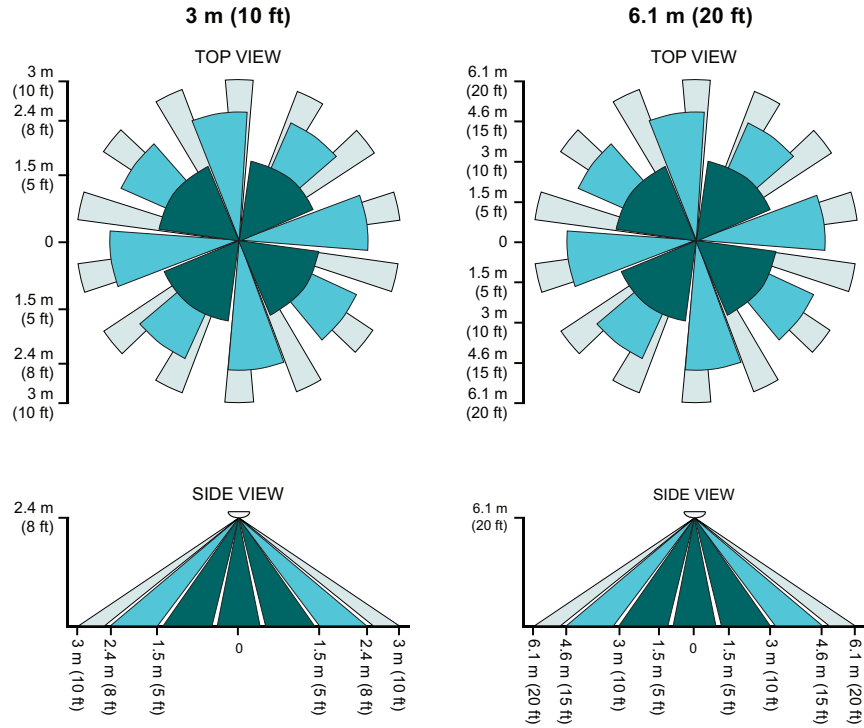
DIMENSIONS



SYSTEM OVERVIEW



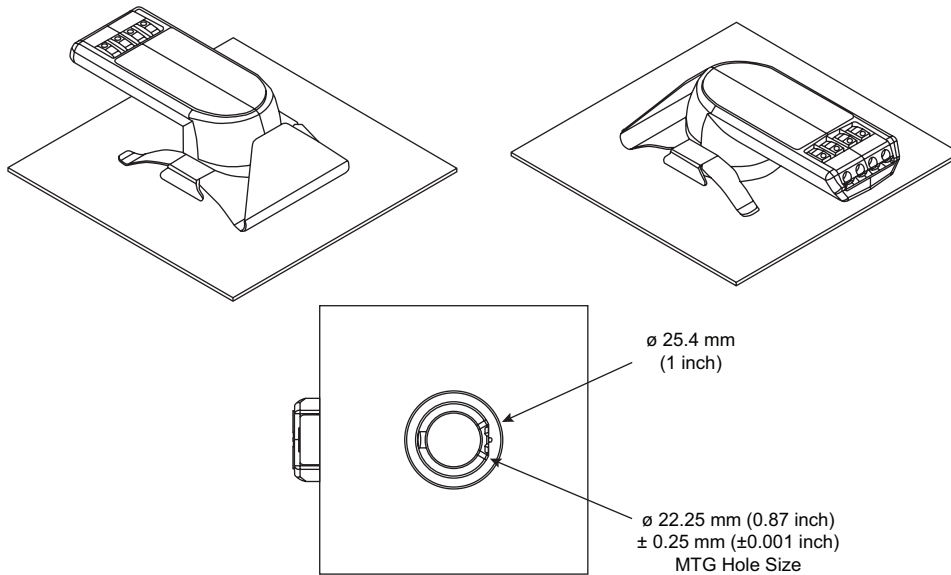
SENSOR COVERAGE



POWER SUPPLY COMPATIBILITY

Linear (010V) AUX Models Only	Compact (0-10V) AUX Models Only	OPTOTRONIC Driver Linear (DALI)
OTi20W, OTi30W, OTi48W, OTi50W, OTi85W	OTi25W, OTi40W, OTi55W	OTi30W, OTi50W, OTi85W

INSTALLATION DIAGRAMS

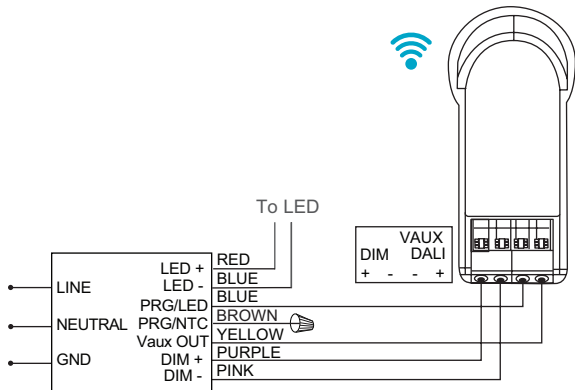


WIRING

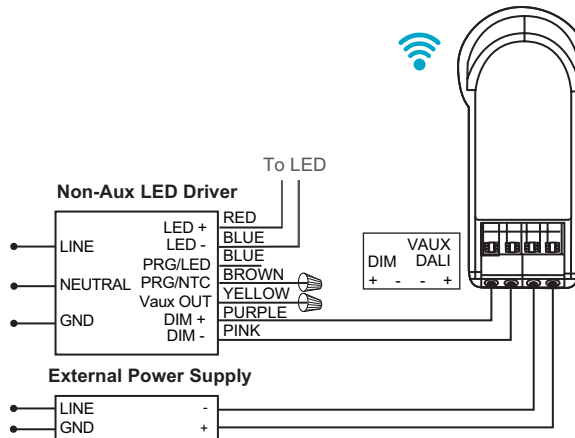
For additional information, including usage in applications with multiple drivers and OPTOTRONIC LED Power Supply configuration settings, see the SensiLUM installation instructions.

IMPORTANT: The LED driver must possess Dim-to-Off capability, and it must be enabled when used with CLM DIM.

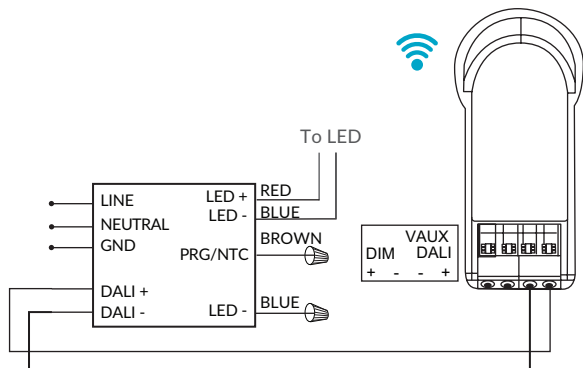
0-10V LED Driver with Auxiliary Power Output



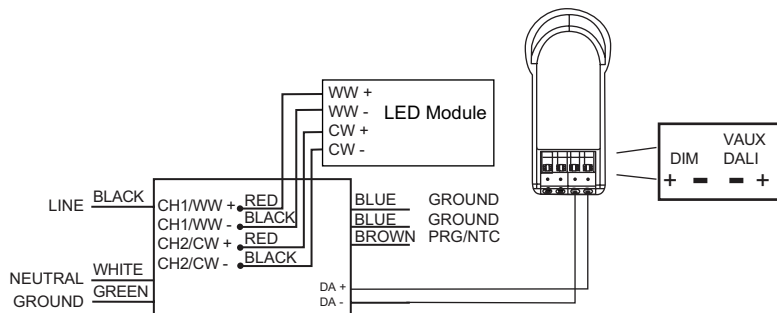
0-10V LED Driver with External Power Supply



Single DALI Driver



Single DALI Driver (Tunable White)



ORDERING INFORMATION

Catalog #	Description	Communication Network
■ EN-CLM-PIR-DD-ZB	SensiLUM Wireless Integrated Sensor	Wireless

080348r7 Rev 10/25