

WIDE AREA CEILING MOUNT SENSOR

DALI-2SEN-LSPD-W-CM

Mounting Options:
Surface Mount, Flush Mount to
Junction Box, or Ceiling Integration
with optional Mounting Adapter kit



Passive Infrared (PIR) and
Photo Sensors

Detection Range up to 24 m (79 ft)

DESCRIPTION

The DALI-2 LS PD W CM Sensor utilizes Passive Infrared (PIR) and Photo sensors to provide occupancy information.

The compact IP54 rated housing and a wide detection area, up to 24 m (79 ft), make this sensor ideal for underground parking applications.

The DALI-2 LS PD W CM Sensor is DALI-2 certified and communicates with the Wired Manger – DALI, a key component of the Watstopper PLUS System.

OPERATION

- Designed for surface mounting
- IP54 housing and mounting height up to 24 m (79 ft) make this ideal for underground parking applications
- Includes mounting plate for flush mounting to junction box
- Easily adaptable to ceiling integration with the use of the optional Mounting Adapter Kit
- DALI-2 certification

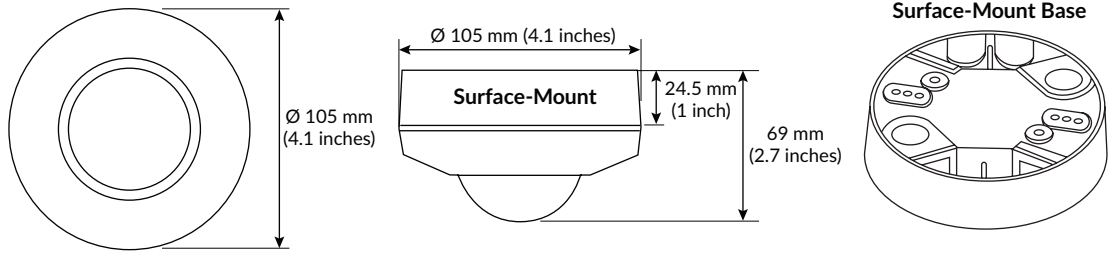
SPECIFICATIONS

- Voltage: 16 VDC, via DALI
- Current Consumption: 8mA
- Weight: 130 g (4.6 oz)
- Operating Temperature: -4° to 113°F (-20° to 45°C)
- Relative Humidity: 5% to 85%, non-condensing
- Certifications: CE, DALI2
- Complies with Electromagnetic Compatibility (EMC) Standards:
 - EN 55015, EN 61347-1, EN 61347-2-11, EN 61547,
 - EN 62386-101, EN 62386-103, EN 62386-303,
 - EN 62386-304, EN IEC 63000
- Environmental Suitability: IP54
- 5 year warranty

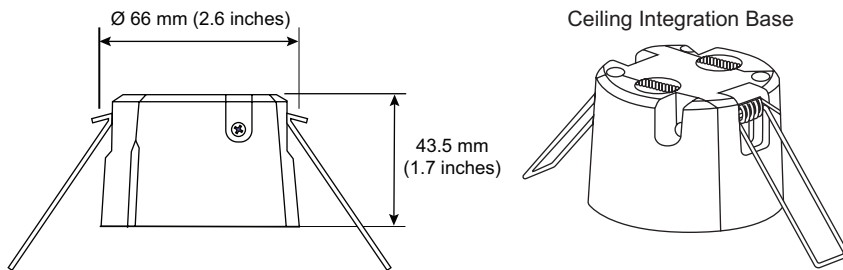
PROJECT		LOCATION/ TYPE	
---------	--	-------------------	--

DIMENSIONS

Sensor

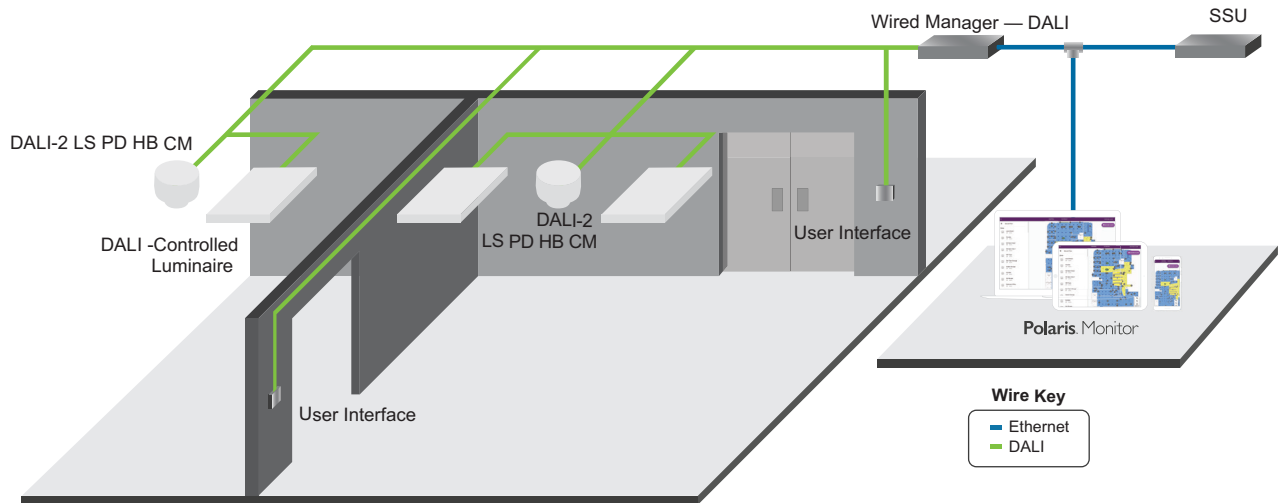


Mounting Adapter Kit

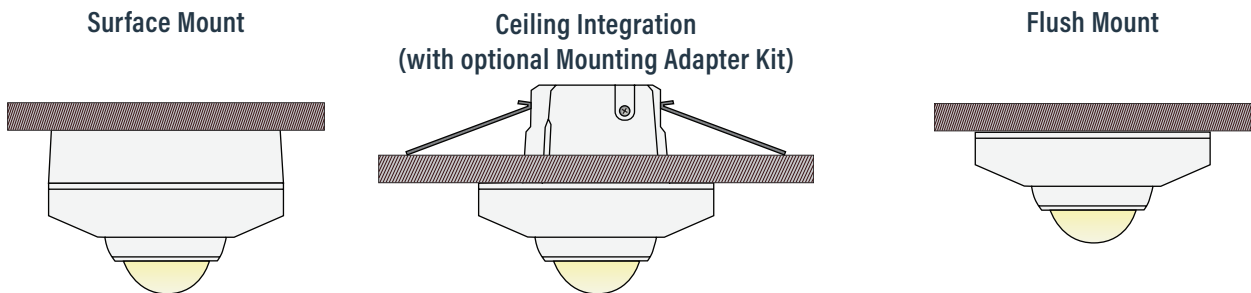


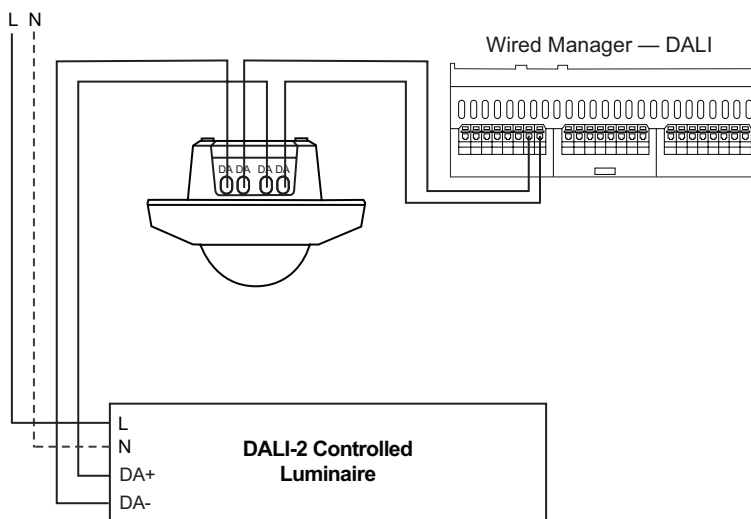
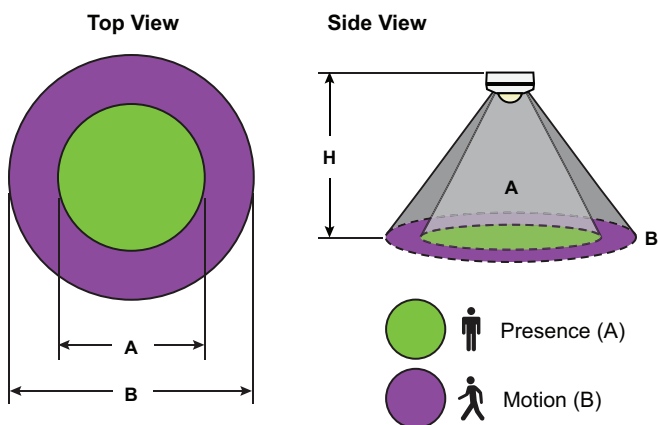
SYSTEM OVERVIEW

Wattstopper PLUS enables you to control DALI devices. With any Wattstopper PLUS wired design, you get a reliable, lighting control system that can be installed quickly and easily.



MOUNTING



WIRING

SENSOR DETECTION RANGE
Coverage Area


	Mounting Height			
	2 m (6.6 ft)	2.5 m (8.2 ft)	3 m (10 ft)	4 m (13.1 ft)
Detection Type	Detection Range			
Presence	4 m (13.1 ft)	5 m (16.4 ft)	5 m (16.4 ft)	5 m (16.4 ft)
Motion	19 m (62.3 ft)	24 m (79 ft)	24 m (79 ft)	24 m (79 ft)

ORDERING INFORMATION

Catalog #	Description	Communication Network
■ DALI-2SEN-LSPD-W-CM	DALI-2 LS PD W CM Sensor	Wired DALI-2
■ QBM220240-LSPD-CMKIT	Mounting Adapter Kit	N/A