

WIRELESS DIMMING WALL SWITCH

LMDM-601



- Dual IPv6 and Bluetooth® low energy antennas provide robust signal strength and reliable communication
- Uses IPV6 to establish network communication with all DLM wireless devices
- Quick and easy wireless installation
- Ground wire allows you to install next to a line voltage device
- Low voltage switch with LED status indicator for control of dimmable loads
- Up to 10-year battery life; battery level can be viewed with wireless DLM software
- Six color options and custom engraving options
- Commissioning using DLM Configuration App



DESCRIPTION

The LMDM-601 Dimming Wall Switch is a wireless low voltage device for dimming control of one or more lighting loads. It is part of the NEW wireless Digital Lighting Management (DLM) system and can dim load(s) connected to wireless DLM dimming room controllers (LMRC-611) for a totally wireless room. Alternatively it can be used in a hybrid wired & wireless room to control loads connected to a traditional wired room controller (e.g. LMRC-111) when used in conjunction with a wireless bridge (LMBC-650).

OPERATION

The LMDM-601 operates on an included CR123A battery providing a 10+ year lifespan. An installer can create a wireless network via Push-to-Pair, connecting it to other wireless DLM devices in the room (e.g. LMRC-611MCC wireless dimming room controller or LMBC-650 wireless bridge) drastically reducing installation time and eliminating wiring errors. Commissioning is accomplished one of two ways:

1. **DLM Configuration App** available for iOS® or Android®. Simply walk through the on screen prompts to connect and configure wireless DLM devices in the room. Plug n' Go automatic configuration assigns all loads connected to dimming room controllers to the dimming switch upon system startup.
2. **Push-to-Pair** – Press the “config” button on each wireless device in the room to pair them together.

When multiple switches are installed, default operation is for multi-way control; each switch controls all of the loads in their wireless space. Dimming switches may be reconfigured using Push n' Learn to control only selected loads. The LMDM-601 may be used to raise or lower light levels, recall a preset level and turn lights on or off. In Active Dim mode, users can temporarily adjust the level of any dimmable load or scene on the local network by selecting a load or scene button and then pressing and holding the paddle on the LMDM-601.

The built-in Bluetooth low energy technology and IPv6 radio transceivers in the LMDM-601 allows two-way communication for both wireless configuration using the DLM Configuration App and system operation.

A single multi-colored LED provides device status information to the user. See the Quick Start Guide for details.

Each dimming switch may be personalized in the field with a custom-engraved button.

APPLICATIONS

The LMDM-601 is ideal for applications where manual dimming control is desired, such as conference and board rooms, classrooms, training centers and private offices. Used together with the LMSW-605 DLM Wireless Scene Switch, the LMDM-601 works as part of a flexible scene-based preset dimming system. Digital Lighting Management's Active Dim feature gives designers the option of reducing wall clutter by facilitating scene setting without the need for individual dimming switches for each load.

PROJECT	LOCATION/ TYPE

FEATURES

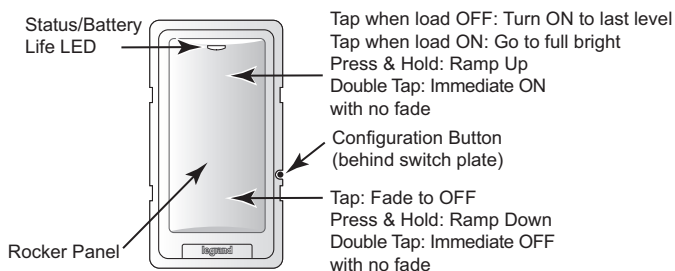
- Component of the wireless Digital Lighting Management integrated control system
- Robust and reliable BACnet over IPv6 Network based on open standards & protocols
- Backward compatible with wired DLM via wireless bridge (LMBC-650) enabling easy hybrid architecture when wired product functionality is needed
- Device Validation: Trusted hardware chips prevent any outside devices from being able to connect to the lighting control network
- Zero touch provisioning: Pre-loaded digital identity and security profile increases system security level
- Ongoing AES encryption: Communication between devices is protected by AES128 symmetric key encryption
- Active Dim feature enables temporary adjustment of any selected load
- Plug n' Go automatic configuration for energy savings and Push n' Learn for personalization
- Multiple options for commissioning: the DLM Configuration App for iOS or Android, Push-to-Pair
- IPv6 wireless standard delivers reliable, long range, low latency wireless communication that is scalable for a single room or entire buildings with thousands of rooms
- Firmware can easily be updated over the air using the DLM Configuration App (which communicates via Bluetooth low energy technology)
- Internal antennas with diversity provide robust signal strength and reliable communication
- Provides full function dimming control in multi-way applications, such as 3-way and 4-way
- The product meets the materials restrictions of RoHS

SPECIFICATIONS

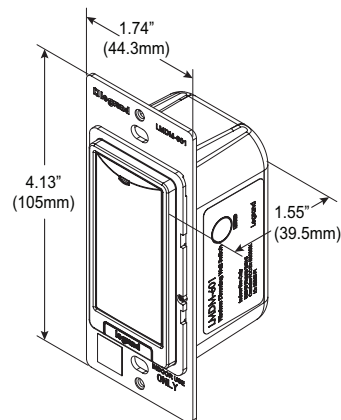
- Power Supply: Battery powered, Lithium Ion, CR123A 3V, 1500 mAh (included)
- Connection to DLM Network: Wireless IPv6 Mesh
- Wireless Standards supported:
 - IPv6 (6LoWPAN / 802.15.4 / 2.4GHz), range up to 60 ft.
 - Bluetooth low energy (802.15.4 / 2.4GHz), range up to 30 ft.
- Built-in Antennas: IPv6 and Bluetooth low energy
- Device Security: -Factory provisioned trusted hardware
- Wireless Encryption: AES 128-bit symmetric key
- Operating conditions: for indoor use only; 32-104°F (0-40°C); 5-95% RH, non-condensing
- UL and cUL listed
- FCC part 15 compliant
- Five year warranty

CONTROLS & DIMENSIONS

Controls

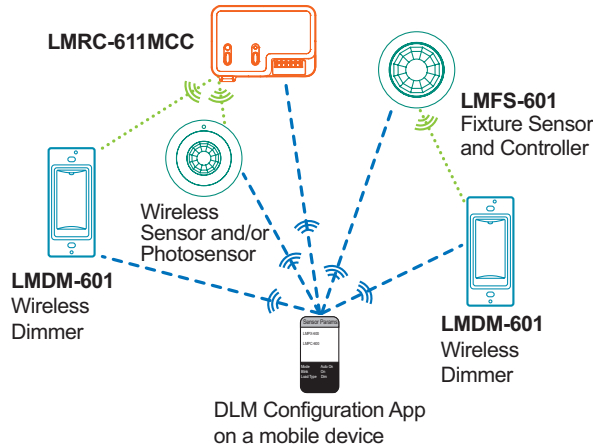


Dimensions



CONNECTION

Wireless Room



Distance Recommendations:

30' maximum between LMDM-601 and mobile device

60' maximum between LMDM-601 and room controller or bridge

..... IPv6 Wireless communication between DLM Room devices over 6LoWPAN

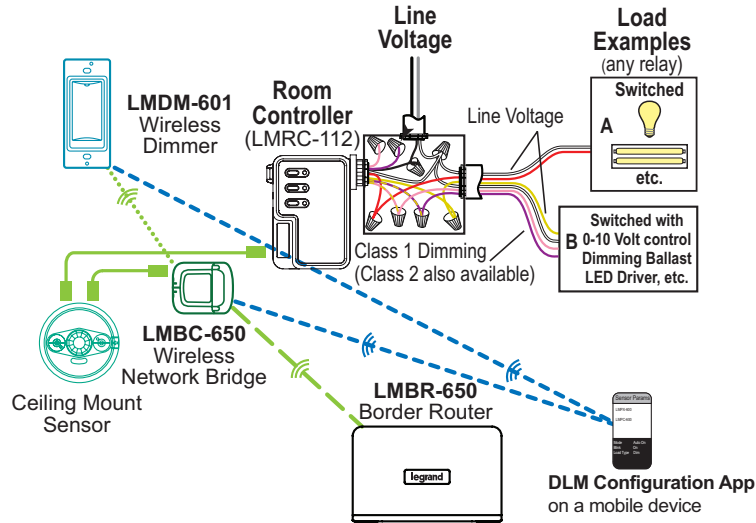
----- IPv6 Mesh

----- Bluetooth low energy communication for **mobile App support**

(Note that a single LMDM-601 can control both wireless room controllers and the LMFS-601.)

Hybrid Room

(Wired and Wireless Devices)



Note: For a single (non-networked) hybrid room, the LMBR-650 is not required.

Note: The DLM Config App can only connect with the LMBC-650 to update firmware or pair devices. You need an LMBR-650 and LMCS to commission a Hybrid room. For a single room, without an LMBR-650, LMCS can connect to the LMBC-650 via the LMCI.

ORDERING INFORMATION

Catalog #	Color	Description
<input type="checkbox"/> LMDM-601-W	White	Wireless 1-Button Dimming Wall Switch
<input type="checkbox"/> LMDM-601-LA	Light Almond	
<input type="checkbox"/> LMDM-601-I	Ivory	
<input type="checkbox"/> LMDM-601-G	Gray	
<input type="checkbox"/> LMDM-601-B	Black	
<input type="checkbox"/> LMDM-601-R	Red	

The Bluetooth® word mark and logos are registered trademarks owned by the Bluetooth SIG, Inc. and any use of such marks by Wattstopper is under license.

Google Play and the Google Play logo are trademarks of Google Inc.

The Apple logo, iPhone, iPod touch, and iTunes are trademarks of Apple Inc., registered in the U.S. and other countries.