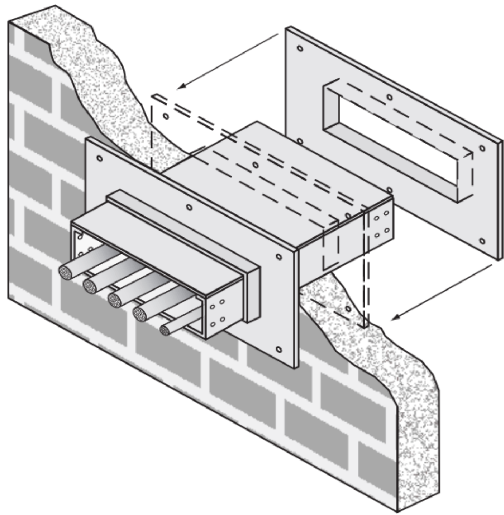




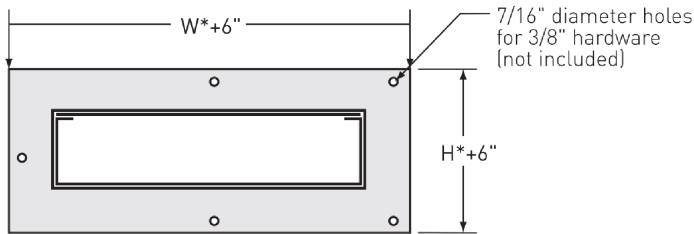
PW Ladder Cable Tray Accessory

FWPS

Fire Wall Penetration Sleeve



END VIEW



NUMBER OF FIRE BLOCKS INCLUDED WITH EACH SLEEVE				
SLEEVE WIDTH	SIDE RAIL HEIGHT (IN.)			
	4	5	6	7
6	2	2	3	3
9	3	3	4	4
12	3	4	5	6
18	5	6	7	8
24	6	8	9	11
30	8	10	12	14
36	9	12	14	16

UL classified for use with:
 2-hr concrete or block walls
 2-hr concrete floors
 1-hr gypsum walls
 2-hr gypsum walls



- **Material:** Commercial Quality Steel
- **Finish:** Mill Galvanized per ASTM A653 G90 or HDGAF per ASTM A123
- **Width (W):** 6", 9", 12", 18", 24", 30", 36"
- **Height (H):** 4", 5", 6", 7"

Fabricated cable tray fire stop sleeves from Legrand/Cablofil, combined with Firestop products, are an economical alternative to the high cost of fabricating protective fire wall and floor penetration sleeves in the field. This firestop system provides a rigid support for cable tray in a UL classified system approved for fire wall and floor penetrations.

After the sleeve is placed in the wall or floor, the loose collar slides over it. Hardware for the tray connection only is included. Hardware required to mount sleeves to the wall or floor is not included.

Bonding jumper or ground wire should be installed through the pan between the aluminum cable trays on each side of the wall sleeve

Overall length of the sleeve is 20". Will fit walls up to 8" thick. The opening in the wall should be within 1" of the nominal height and width of the cable tray.

The Fire Block is a compressible fire stop brick, well-suited for installations where frequent cable changes may be required. Blocks are easily cut to fit any space, and can be removed and reinstalled when cable configurations change. When exposed to fire, the blocks expand to lock the seal in place.


Each cable tray firestop sleeve includes:

- One penetration sleeve with flanges
- Fire Blocks
- One Firestop Putty Stick / Sealant
- Hardware for cable tray connection to the wall sleeve

PRODUCT CODE	FASTENER OPTIONS
FWPS	GE S6
CATALOG NUMBERING EXAMPLE:	
H / Material	W Fasteners
4 G	- FWPS - 06 - S6

"Copyright LNA, Inc. Drawings are proprietary and may not be copied or otherwise duplicated or used without express written permission."

CABCS1139

The  symbol indicates that a bonding jumper is required through fire wall sleeve.

Legrand
 8319 State Rt. 4
 Mascoutah, IL 62258 USA
 800-658-4641
 618-566-3250
 Fax 618-566-4978
www.legrand.us/cablofil