


INFUSION CONTROLLER II

| IC-XX-II



Description

The controller is the “main brain” of the system and is capable of supporting all Wattstopper user interfaces, including Equinox touchscreens. The InFusion Controller II (IC-24-II and IC-36-II) possesses the required processor speed, RAM, and flash memory to meet the demands for delay-free control of large, complex systems. These requirements include control precision (where commands are completed instantaneously), real time feedback, a highly scalable system architecture, and programming for individual system personalization.

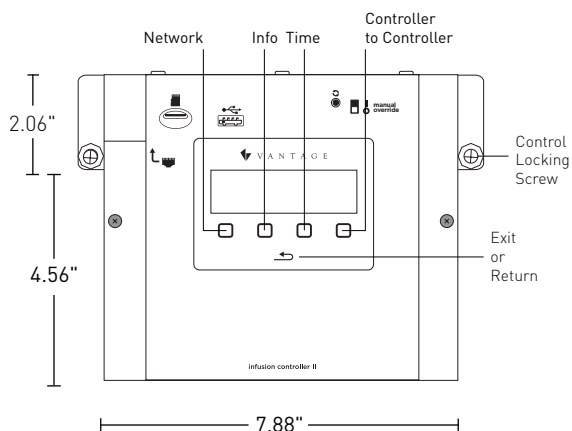
Most buildings incorporate a number of controlled subsystems including shades, comfort control, security, audio/video, and more. The InFusion Controller provides seamless integration of these subsystems, enhancing the entire control experience.

Operation

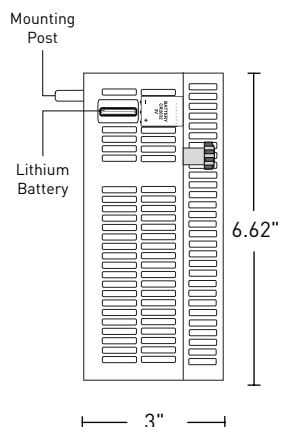
The InFusion Controller II is powered by an independent power supply, which also powers two Station Bus runs. The IC-24-II uses a 24V power supply delivering 35W shared power to both station buses; the IC-36-II uses a 36V power supply delivering 60W to each of two Station Bus runs. Typically, the higher wattage controller is used on larger systems to support more stations on the bus. One InFusion Controller can support up to 120 WireLink stations or 38 Equinox 40 stations, up to 120 RadioLink stations, and up to 60 Ethernet stations. Controllers can easily network to expand the system to up to 31 controllers. Five RS232 and two RS485 ports per controller provide easy device connectivity, while an Ethernet connection supports IP connected products.

With the addition of the BACNET-IP-IC part number to IC-24-II or IC-36-II controllers the BACnet solution provides the ability for the BMS system to have control and get feedback from the Wattstopper architectural dimming platform.

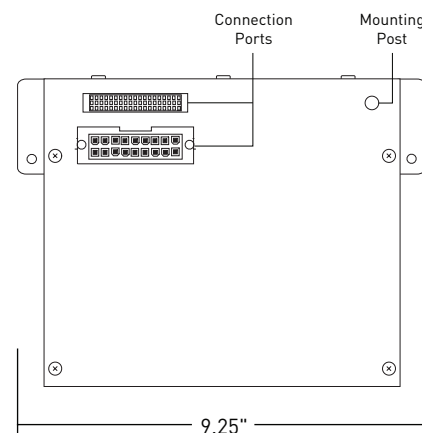
PROJECT		LOCATION/ TYPE	
---------	--	-------------------	--



Front View



Side View



Back View

Highlights

Remote programming and firmware updates via Design Center Software allows the system being run by the InFusion Controller to be updated off site. This way, system errors can be resolved without the programmer going to the physical location and plugging into the controller, reducing the expense of an on site visit. Updates to the software can thereby be made immediately without appointment. Programming of the system is more convenient and more accurate with this feature.

Features

- Ample processor speed, RAM, and flash memory
- Remote programming and firmware updates through Design Center software
- Automatic backups of complete configuration each week to microSD card
- Password protection for security
- Email notification support for Yahoo, Gmail, Hotmail, and more
- UL/CUL/CE compliant
- Ethernet enabled for connectivity, expansion, and integration
- Automatic network addressing via Zero-configuration networking (zeroconf)
- 5 RS232 ports; 2 RS485 ports
- 120 low-voltage or 38 Equinox 40 stations, 120 wireless stations (IC-36-II), 60 Ethernet stations
- Tracks real and astronomical time
- Scalable up to seven enclosures per controller
- 24VDC and 36VDC versions
- Plug-and-play design for tool-free replacement
- No additional hardware needed to connect LCAP panels to BACnet IP network
- The addition of BACNET-IP-IC provides the ability for the BMS system to have control and get feedback from the Wattstopper architectural dimming platform

Dimensions (LxWxD)

6.62" x 7.88" x 3.0"

168mm x 200mm x 76mm

Specifications

Model	IC-36-II and IC-24-II
Ambient operating humidity	5-95% non-condensing
Ambient operating temperature	32-104°F (0-40°C)
Cooling	Convection
Lithium battery backup	Disk battery CR2032, 3V 2.5 yrs. un-powered or 20 yrs. powered (field replaceable – see caution at end)
Max. # WireLink stations IC-24-II	Up to 50 stations each bus or until the shared 35W supply is used
Max. # WireLink stations IC-36-II	Up to 60 stations each bus or until the independent 60W supply is used on each bus *Note - LCAP panels M and H ship with IC-36-II controllers
Max. distance of each controller to controller bus network	2,000 feet / 609 meters- Wattstopper spec. wire; 1,000 feet / 304 meters-CAT5 wire
Max. wire from IC to SC	200 feet / 61 meters
Max. wire length Station Bus	2,000 feet of cabling max. on each Station Bus. No station more than 1,000 feet from controller
Maximum power draw	200W
Minimum power draw	6W
Station Bus power supply, IC-24-II	One 35W shared power supply to both Station Buses
Station Bus power supply, IC-36-II	One 60W independent power supply to each Station Bus
Station Bus specification	2C 16AWG, non-shield, < 30pF per foot Station Bus should be separated a minimum of 18" from other parallel communication and/or high voltage runs
Voltage	120-240V, 50/60Hz
Weight	3.3 lbs/1.5kg
Station Bus wiring topology	Daisy chain, branch, star
Controller-to-controller, IC network wiring topology	Daisy chain
Lightning/surge protection	Static shock IO; all ports and case; IEC 61000-4-2, low-voltage; ITU-T K.20
UL, CUL, and CE Listed	Yes
Warranty	5 years

System Compatibility

The IC-36-II and IC-24-II controllers are compatible with other IC-II class controllers

Wiring Diagram

The InFusion Controller plugs into the main enclosure terminal board after all connections have been made.

CAT5E: RJ-45 termination consistent with local area network pinout wiring

