

# PASSIVE INFRARED DUAL RELAY WALL SWITCH OCCUPANCY SENSOR

PW-302

High sensitivity and dense coverage for exceptional performance

Two relays for control of two separate lighting loads or circuits

Defaults to Auto-ON to 50% operation for maximum energy savings



Optional neutral connection with break off tab to expose neutral terminals

Allows multi-way control from one of up to four control locations



## DESCRIPTION

The PW-302 passive infrared (PIR) wall switch sensor turns lights ON and OFF based on occupancy. It contains two relays for controlling two independent lighting loads or circuits, and a variety of features.

## OPERATION

The PW-302 replaces existing wall switches and installs in a single gang junction box with or without either neutral wiring. Each of the PW-302's relays can control a separate lighting load. The device uses advanced PIR technology to detect occupancy and turn the first relay ON. The other relay must be manually engaged to turn remaining lights on. Once the space is vacated and the time delay elapses, all lights automatically turn OFF. Dual ON/OFF buttons allow the user to manually turn on and off each of the loads. DIP switch settings allow for a variety of control options such as Manual-ON or Auto-ON for each relay, walk-through and test modes. Multiple sensors may be used for control of one or more loads from up to four locations.

## COMPATIBLE WITH 2 WIRE OR 3 WIRE CONNECTIONS

Any PW-302 sensor can be used for a two-wire or three wire application, either to work with existing wiring, or to meet local or national code requirements. The PW-302 120/240/240/277v model uses a blue and white signal wire to connect to neutral or, in cases of retrofit or replacement when no neutral is present, can be connected to ground.

## APPLICATIONS

The PW-302 sensor is great for retrofit projects and well suited for small, enclosed spaces with a clear line of sight of the occupant. In addition, its dual relays allow bi-level switching or control of a secondary load. Common applications include small office, small conference room and lunch/break rooms.

## FEATURES

- Complies with 2017 NEC requirements
- Zero-crossing on both relays for long relay life
- Vandal resistant lens combines precise coverage with durability
- Selectable walk-through mode turns lights off three minutes after the room is initially occupied if no motion is detected after the first 30 seconds
- Test mode allows quick and easy adjustments
- In automatic mode, sensor returns automatically to Auto-ON after lights are turned off manually; ideal for presentations
- LED indicates occupancy detection
- Selectable audible and/or visual alerts for impending shutoff
- Optional light level sensor holds secondary lights off when ambient lighting is above the preset level
- Service mode allows sensor to operate as a service switch in the unlikely event of a failure
- Sensor coverage tested to NEMA Guide Publication WD 7-2000
- Compatible with decorator wall plates
- BAA/BABA-compliant model available

PROJECT

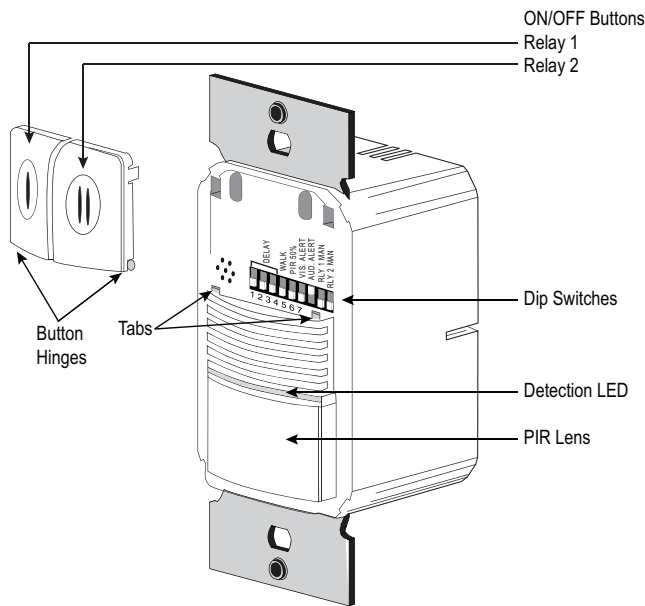
LOCATION/  
TYPE

## SPECIFICATIONS

- PW-302: 120/240/277VAC; 50/60Hz,
  - @ 120VAC - Relay 1: 0-1000W ballast, LED, and tungsten, 1/4 hp, Relay 2: 0-800W ballast, LED, and tungsten 1/6hp
  - @ 240/277VAC, 0-1200W ballast and LED, Relay 1: 1/4 hp, Relay 2: 1/6hp
- Time delays: 5, 10, 15, 20, 25 or 30 minutes, walk-through, test-mode
- Coverage: Major motion 35' x 30'  
Minor motion 20' x 15'
- Sensitivity adjustment: PIR (high/low)
- Dimensions (L x W x D): 2.73" x 1.75" x 1.81" (69mm x 44mm x 46mm)
- UL and cUL listed
- Five year warranty

## CONTROLS & SETTINGS

### Product Controls



### DIP Switch Settings

Time Delay	1	2	3
Test/20 min	↓	↓	↓
5 minutes	↓	↓	↑
10 minutes	↓	↑	↓
15 minutes	↓	↑	↑
20 minutes	↑	↓	↓
25 minutes	↑	↓	↑
30 minutes	↑	↑	↓
Service	↑	↑	↑

Walk-Through	4
Enabled	↑
Disabled	↓

Service bypasses occupancy & light level functions. Control the load manually using ON/OFF button.

PIR Sensitivity	5
Low, 50%	↑
High	↓

Visible Alert	6
Enabled	↑
Disabled	↓

Relay 1 Mode	8
Manual On	↑
Auto On	↓

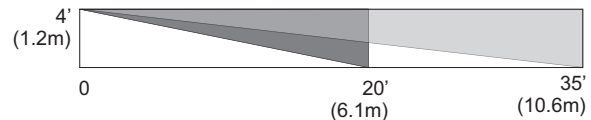
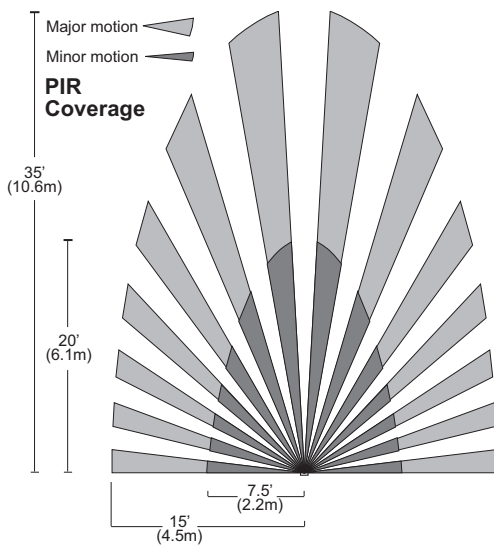
PW-302 ONLY	
Relay 2 Mode	9
Manual On	↑
Auto On	↓

Factory Settings:	
◀	All models
▲	PW-301 series
▲	PW-302 series

↑ = ON ↓ = OFF

## COVERAGE

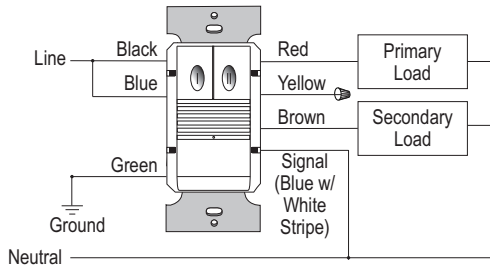


For best performance, Wattstopper recommends using this sensor in spaces no larger than 15' x 12'.

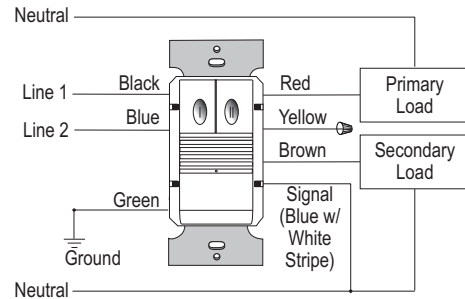
# WIRING

## PW-302

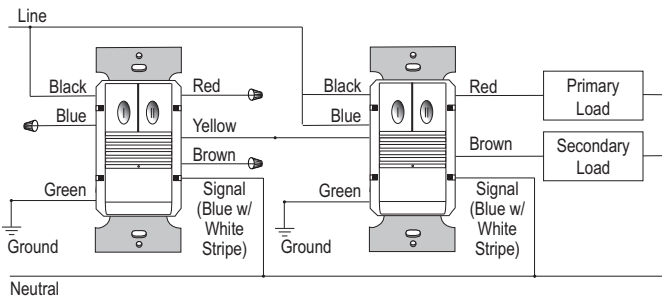
**Bi-Level**



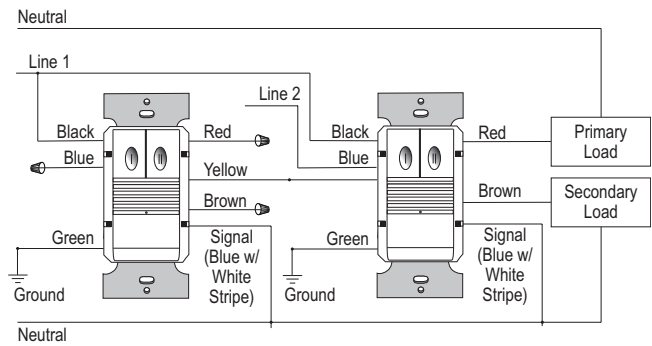
**Dual Circuit**



**Bi-Level Multi-way**



**Dual Circuit Multi-way**



Signal wire connects to neutral. Signal wire can connect to ground in replacement or retrofit application

# ORDERING INFORMATION

Catalog #	Color	Voltage	Load Rating
<input type="checkbox"/> PW-302-W	White	120VAC; 50/60Hz or 240/277VAC; 50/60Hz	@ 120VAC Relay 1: 0-1000W ballast, LED, and tungsten, 1/4 hp Relay 2: 0-800W ballast, LED, and tungsten 1/6hp @ 240/277VAC 0-1200W ballast and LED, Relay 1: 1/4 hp, Relay 2: 1/6hp
<input type="checkbox"/> PW-302-W-U	White		
<input type="checkbox"/> PW-302-LA	Light Almond		
<input type="checkbox"/> PW-302-I	Ivory		
<input type="checkbox"/> PW-302-G	Gray		
<input type="checkbox"/> PW-302-B	Black		
<input type="checkbox"/> PW-302-R	Red		

Order wall plate separately.

-U = Product is compliant with Buy American Act and Build America, Buy America Act

26813r5 Rev 01/2026