

ULTRASONIC WALL SWITCH OCCUPANCY SENSOR

UW-100

High sensitivity for exceptional performance

Low profile design



Selectable operation, walk-through, test and presentation modes for increased energy savings and convenience

Defaults to Manual-ON operation for maximum energy savings

Part of a comprehensive line of PIR, Ultrasonic, and Dual Technology wall switch sensors



DESCRIPTION

The UW-100 ultrasonic wall switch sensor can turn lights OFF and ON based on occupancy. It is characterized by high sensitivity to small and large movements, appealing aesthetics, and a variety of features.

OPERATION

The UW-100 fits in a single junction box. It uses high frequency (40kHz) ultrasound to detect occupancy and keep lighting ON when it is needed. Once the space is vacated and the time delay elapses, lights automatically turn OFF. DIP switch settings allow for a variety of control options such as Auto-ON operation, walk-through and test modes.

MANUAL-ON CONTROL

Factory default operation is for Manual-ON, so that users turn lights on only when needed. This control strategy is proven to save more energy than Auto-ON, and is in ASHRAE 90.1-2010. If desired, the UW-100 may be reconfigured to turn lights on automatically.

APPLICATIONS

The UW-100 sensor is ideal for applications where the sensor may have a partially obstructed line of sight of the occupant. Common applications include individual restrooms, restrooms with two stalls and utility/storage rooms.

FEATURES

- Complies with 2011 NEC requirements
- Detection Signature Processing eliminates false triggers and provides immunity to RFI and EMI
- Zero-crossing for long relay life
- Choice of Manual-ON or Auto-ON operation
- Selectable walk-through mode turns lights off three minutes after the room is initially occupied if no motion is detected after the first 30 seconds
- Selectable audible and/or visual alerts for impending shutoff
- Test mode allows quick and easy adjustments
- In automatic mode, sensor returns automatically to Auto-ON after lights are turned off manually; ideal for presentations
- LED indicates occupancy detection
- Optional light level sensing with simple setup
- Service mode allows sensor to operate as a service switch in the unlikely event of a failure
- Sensor coverage tested to NEMA Guide Publication WD 7-2000
- Compatible with decorator wall plates

PROJECT

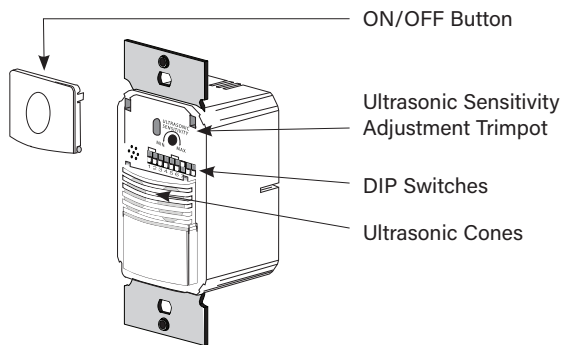
LOCATION/
TYPE

SPECIFICATIONS

- UW-100: 120/277 VAC; 50/60 Hz
 - @ 120 VAC, 0-800 W ballast or tungsten, 1/6 hp
 - @ 277 VAC, 0-1200 W ballast
- Time delays: 5, 10, 15, 20, 25 or 30 minutes, walk-through, test-mode
- Coverage: Major motion 20' x 20'
Minor motion 15' x 15'
- Sensitivity adjustment: Ultrasonic (fully variable)
- Dimensions: 2.73" x 1.76" x 1.83"
(69.3mm x 44.7mm x 46.5mm) L x W x D
- UL and cUL listed
- Five year warranty

CONTROLS & SETTINGS

Product Controls



DIP Switch Settings

Time Delay	1	2	3
Test	↓	↓	↓
5 minutes	↓	↓	↑
10 minutes	↓	↑	↑
15 minutes	↓	↑	↑
20 minutes	↑	↓	↓
25 minutes	↑	↓	↑
30 minutes	↑	↑	↓
Service	↑	↑	↑

Audible Alert	6
Disabled	↓
Enabled	↑

ON Mode	7
Auto On	↓
Manual On	↑

Walk-Through 4: Disabled ↓, Enabled ↑

Visible Alert 5: Disabled ↓, Enabled ↑

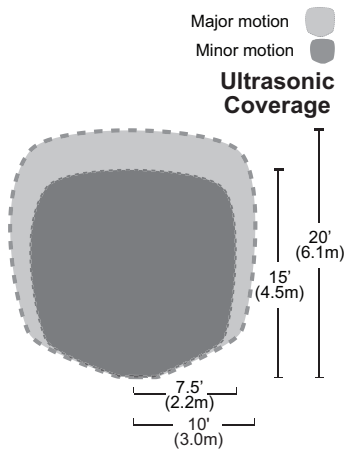
Service bypasses occupancy & light level functions. Disables ultrasonic transmissions. Manual load control with ON/OFF button.

Switches 8 & 9 are not used.

↑=ON ↓=OFF
◀=Factory Setting

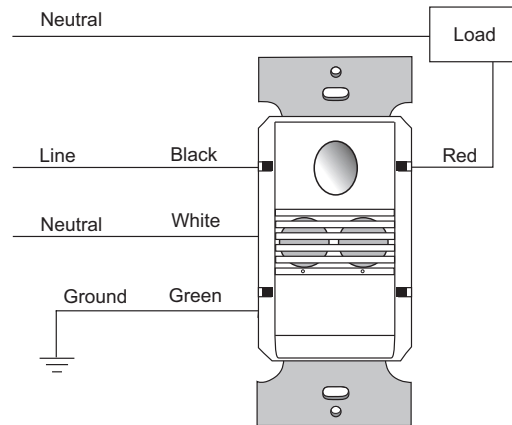
COVERAGE & WIRING

Coverage Pattern



For best performance, Wattstopper recommends using this sensor in spaces no larger than 15' x 15'.

Wiring Diagram



ORDERING INFORMATION

Catalog #	Color	Voltage	Load Rating
<input type="checkbox"/> UW-100-W	White	120/277 VAC; 50/60 Hz	@ 120 VAC, 0-800 W ballast or tungsten, 1/6 hp @ 277 VAC, 0-1200 W ballast
<input type="checkbox"/> UW-100-LA	Light Almond		
<input type="checkbox"/> UW-100-I	Ivory		
<input type="checkbox"/> UW-100-G	Gray		
<input type="checkbox"/> UW-100-B	Black		

Order wall plate separately.

27362r2 Rev 08/2021