

**Performance and quality you
can see at a distance.
Now take a closer look.**

P&S Non-Fusible Interlocks are easy to apply, thanks to their versatile, adjustable mounting feet, compact dimensions, and flexible wiring via either top or bottom feed. And once installed, they'll withstand tough conditions - including water in wash-down areas, contamination from shavings, dirt, and dust; accidental impacts, heat from furnaces, welding or other processes; and vibration from any type of equipment. Here's the safety that goes beyond ordinary requirements. These Interlocks feature a patent-pending, tamper-resistant activating assembly and cover-integral switch mechanism that protect against unauthorized overrides. And high-visibility ON/OFF designations plus a hefty black/red handle make status easy to read at a glance.



FEATURES & BENEFITS

Top- or bottom-feed models offer installation flexibility and eliminate the need for time-consuming modifications like drilling and plugging that may nullify the NEMA 4X enclosure rating. Off-center cable entry directs condensation away from internal circuitry—reducing the risk of shorts and corrosion.


Heavy-duty, steel-gear switch mechanism provides enhanced durability and extra-long service life.

Adjustable mounting feet provide optimum flexibility when mounting to equipment and walls. Feet can also be moved to center of unit, for instant strut—or pole—mounting without special brackets or harnesses. And our oversized foot design eliminates the need for washers.

Heavy-duty, lever-style switch handle ensures a firm grip - even with wet, greasy hands. Black/red color-coded handle and high visibility ON/OFF markings clearly indicate power supply status from a distance and from all angles. Handle enters enclosure from one side to minimize damage due to frontal impacts: entry is offset and sealed to prevent moisture contamination during washdowns.

Patent-pending, tamper-resistant activating assembly and cover-integral switch mechanism protect against unauthorized overrides, ensuring operator safety.

Nonconductive, watertight, corrosion- and impact-resistant Valox® enclosure ensures NEMA 4X and 12 ratings to withstand the harshest industrial environments.



PS560MIR7W

FIELD USES/VERTICAL MARKETS

- Food & Beverage
- Pulp & Paper Mills
- Mines
- Refrigeration
- Petrochemical
- Water/Waste Water
- Shipbuilding
- Temporary Power



PASS & SEYMOUR®

IEC 309 Industrial Products

Non-Fusible Mechanical Interlock

ORDERING INFORMATION

NON-FUSIBLE MECHANICAL INTERLOCK				
POLES/WIRES	VOLTAGE	HORSEPOWER RATING	RECEPTACLE CATALOG #	PIN & SLEEVE PLUG CATALOG #
20 AMPS				
3P4W	120/240VAC	1 HP (120VAC); 2 HP (208-240VAC L-L)	PS420MIR12W	PS420P12W
3P4W	3ø 240VAC	5 HP	PS420MIR9W	PS420P9W
3P4W	3ø 480VAC	10 HP	PS420MIR7W	PS420P7W
3P4W	3ø 600VAC	15 HP	PS420MIR5W	PS420P5W
30 AMPS				
2P3W	120VAC	2 HP	PS330MIR4W	PS330P4W
3P4W	3ø 240VAC	7½ HP	PS430MIR9W	PS430P9W
3P4W	3ø 480VAC	15 HP	PS430MIR7W	PS430P7W
3P4W	3ø 600VAC	20 HP	PS430MIR5W	PS430P5W
3P4W	3øY 380/440VAC	15 HP	PS430MIR3W	PS430P3W
4P5W	3øY 120/208VAC	5 HP	PS530MIR9W	PS530P9W
4P5W	3øY 277/480VAC	15 HP	PS530MIR7W	PS530P7W
4P5W	3øY 347/600VAC	20 HP	PS530MIR5W	PS530P5W
60 AMPS				
2P3W	240VAC	7½ HP (208-240VAC)	PS360MIR6W	PS360P6W
2P3W	480VAC	10 HP	PS360MIR7W	PS360P7W
3P4W	120/240VAC	3 HP (120VAC); 7½ HP (208-240VAC L-L)	PS460MIR12W	PS460P12W
3P4W	3ø 240VAC	15 HP	PS460MIR9W	PS460P9W
3P4W	3ø 480VAC	30 HP	PS460MIR7W	PS460P7W
3P4W	3ø 600VAC	40 HP	PS460MIR5W	PS460P5W
4P5W	3øY 120/208VAC	15 HP	PS560MIR9W	PS560P9W
4P5W	3øY 277/480VAC	30 HP	PS560MIR7W	PS560P7W
4P5W	3øY 347/600VAC	40 HP	PS560MIR5W	PS560P5W
100 AMPS				
2P3W	240VAC	10 HP (208VAC); 15 HP (240VAC)	PS3100MIR6W	PS3100P6W
2P3W	480VAC	30 HP	PS3100MIR7W	PS3100P7W
3P4W	3ø 600VAC	50 HP	PS4100MIR5W	PS4100P5W
3P4W	3ø 480VAC	50 HP	PS4100MIR7W	PS4100P7W
3P4W	3ø 240VAC	25 HP	PS4100MIR9W	PS4100P9W
3P4W	120/240VAC	5 HP (120VAC); 10 HP (208VAC L-L); 15 HP (240VAC L-L)	PS4100MIR12W	PS4100P12W
4P5W	3øY 347/600VAC	50 HP	PS5100MIR5W	PS5100P5W
4P5W	3øY 277/480VAC	50 HP	PS5100MIR7W	PS5100P7W
4P5W	3øY 120/208VAC	20 HP	PS5100MIR9W	PS5100P9W

All products are top or bottom feed. Unit shipped with no holes drilled; a top and bottom feed spot drill is provided for locking hole saw or knockout. End user decides whether top or bottom feed is appropriate. No closure plug kits required. HP ratings subject to change.

For more information on these and other P&S products refer to our Catalog or visit our web site.

PASS & SEYMOUR®

IEC 309 Industrial Products

Non-Fusible Mechanical Interlock



TECHNICAL SPECIFICATIONS

3rd Party Compliance

CULus listed to per CSA specifications C22.2.
Meets NEC Article 430 as well as UL508 standards.

- Manufacturer's Identification: Pass & Seymour® PS560MIR5W
- Description: Non-Fusible Pin & Sleeve Mechanical Interlock
- Electrical Type: 3 Pole + Neutral + Earth
- Rating: 60A 3ø 600VAC 15 HP standard, 40 HP maximum
- Configuration: IEC clock position 5
- Enclosure Type: NEMA 4X (watertight, hosedown), 12K (dusttight, falling dirt), IP67 suitability
- Conduit Location: Top or bottom feed. Unit shipped with no holes drilled; a top and bottom feed spot drill is provided for locating hole saw or knockout. End user decides at installation whether top or bottom feed is appropriate. No closure plug kits required.

MATERIALS

Enclosure Cover	Valox 357®
Enclosure Base	Valox 357®
Enclosure Gasket	Neoprene
Switch Handle	Valox 357®
Switch Handle Seal	Neoprene
Shaft	Brass
Gear Mechanism	1/8" Zinc-Plated Steel
Locktab	10% Glass-Filled Nylon
Switch Key	10% Glass-Filled Nylon
Mounting Feet	Valox 357®
Mounting Feet Screws	300 Series Stainless Steel
Enclosure Assembly Screws	300 Series Stainless Steel
Enclosure Assembly Inserts	Brass
Receptacle Lid	Valox 357®
Receptacle Gasketing	Neoprene
Receptacle Lid Hinge Spring	300 Series Stainless Steel
Receptacle Contact Carrier	Polyamide 6
Receptacle Sleeves	Brass/Nickel Plate
Receptacle Terminal Screws	Zinc-Plated Steel
Grounding Plate	Zinc-Plated Steel
Cover Chain	300 Series Stainless Steel
Conduit Hub	Aluminum/Zinc
	20/30 amp shipped with one (1) 1"
	60 amp shipped with one (1) 1 1/4"
	100 amp shipped with one (1) 1 1/2"
	(will also fit a 2" hub, not provided)

PERFORMANCE

Electrical:	
Dielectric Voltage Withstand	3000V minimum
Maximum Working Voltage	600V RMS
Current Interrupting	Listed for current interrupting at full-rated current and voltage
Short Circuit Withstand Rating	For use on circuit capable of delivering not more than 10,000 RMS amps at receptacle voltage rating
Operations	Mechanical: 15,000 cycles Electrical: 10,000 cycles
Auxiliary Contacts	10A @ 600VAC 1 N.O. & 1 N.C.
Mechanical:	
Impact Resistance	Per UL746C
Terminal Identification	Per UL, CSA, and IEC specifications
Product Identification	Identification and rating on external and internal labels
Mounting	External adjustable feet with five (5) positions Can be mounted directly to channel or strut (no washers required)
Environmental:	
Moisture Resistance	Per UL50, section 35, NEMA Enclosure Type 4X (watertight, hosedown) Per UL50, section 35, NEMA Enclosure Type 12K (dusttight, falling dirt) IP67 suitability
Flammability	
Operating Temperature	Maximum continuous: +60°C Minimum continuous: -50°C without impact
UV Resistance	All enclosure materials are UV stable

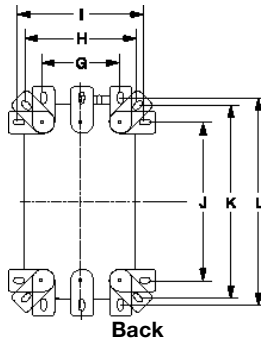
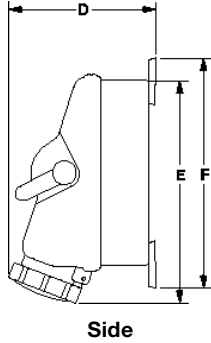
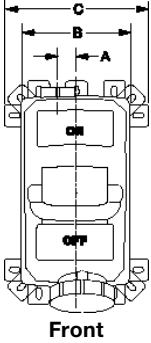
For more information on these and other P&S products refer to our Catalog or visit our web site.

TECHNICAL SPECIFICATIONS

NON-FUSIBLE MECHANICAL INTERLOCK DIMENSIONS

Amps	A	B	C	D	E	F	G	H	I	J	K	L
20	1.38	6.88	9.13	8.00	12.38	11.06	4.75	6.88	7.75	8.00	10.13	11.00
30	1.38	6.88	9.13	8.25	12.38	11.50	4.75	6.88	7.75	8.00	10.13	11.00
60	1.19	6.88	9.13	9.00	13.63	14.13	4.75	6.88	7.75	9.75	11.88	12.75
100	1.19	6.88	9.13	9.50	14.13	14.13	4.75	6.88	7.75	9.75	11.88	12.75

All measurements shown in inches.



(See dimensions above.)

Warranty

1 Year

COO

US

ALSO AVAILABLE...

- | | | | |
|--------------------------|--------------------------------------|----------------------------|----------------------------|
| ■ Hospital Grade Devices | ■ Ground Continuity Monitoring (GCM) | ■ Turnlok® Locking Devices | ■ Watertight Devices |
| ■ PlugTail® Devices | ■ Straight Blade Plugs & Connectors | ■ IEC 309 Pin & Sleeve | ■ Flexcor® Wire Mesh Grips |



Electrical Wiring Systems

P.O. Box 4822
Syracuse, NY 13221-4822
Phone: 1.800.776.4035
www.legrand.us/passandseymour

570 Applewood Crescent
Vaughan, Ontario L4K 4B4
Phone: 905.738.9195
www.legrand.ca