

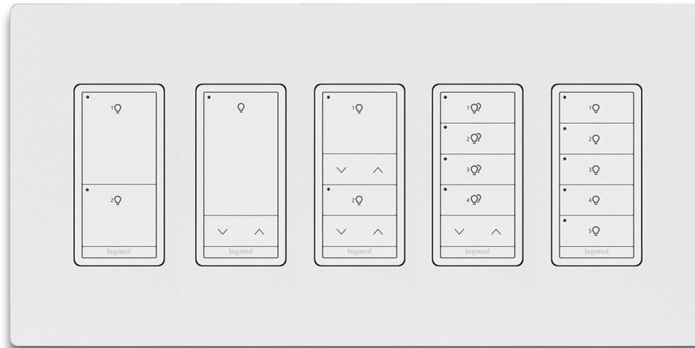
STANDARD SWITCHES

SW SERIES WIRED SWITCHES

Modern, architecturally-focused aesthetic provides a premium appearance

Available in 7 color offerings

Five button configurations for zone or scene control



Uses Legrand Radiant wallplates via integrated mount or standard decorator wallplates if removed

LED Status indicators

Increased user ease via standard icons or optional custom engraving



DESCRIPTION

The SW Series Standard Switches are programmable, low voltage devices for manual on/off, dimming, and scene control of one or more loads from one or more locations. They are part of the Wattstopper PLUS system and can control any Wattstopper PLUS load(s) connected to the system.

OPERATION

SW Series Wired Switches operate on Class 2 power provided by the Plus GreenBus Wired Manager. SW Series Switches are programmed using the Wattstopper Polaris software, enabling project-specific sequence of operations from single-zone control to multi-zone scene control. Before programming, the wired SW Series Switches may be operated in "Installation Mode" which allows all buttons to cycle lights between 100%, 25%, and OFF to expedite installation and wiring tasks.

APPLICATIONS

The SW Series Standard Switches are recommended for all commercial applications, including those in commercial offices, education environments, and health care facilities. Multiple button configurations are available for applications ranging from single zone control, multi-zone control, and scene control, including ON/OFF only and dimming. Multiple switch types and quantities can be used in the same switch gang or room to create the ideal project-specific user control scheme. SW Series Switches are also capable of controlling lighting between spaces, enabling more advanced control systems where needed.

BUTTON LEDs

Each button on a wired SW Series Switch is equipped with a white LED that illuminates when loads or scenes controlled by the button are active. The topmost button also includes an RGB LED to communicate various system status messages. For example, when all buttons are inactive, the topmost button illuminates blue to indicate inactivity and to assist in locating the device in low light conditions.

FEATURES

- Modernized aesthetic provides a premium appearance while maximizing user ease
- Standardized icons and arrows are flexible for any lighting control scenario
- Customized text and icons available
- Sleek single gang devices fit decorator wall plates
- Switches may be used for multi-way control
- Includes single-gang Legrand Radiant Wallplate
- Built-in (removable) mounting features for Radiant Wall plates maximize installation ease while maintaining support for standard decorator plates
- Available in seven color offerings

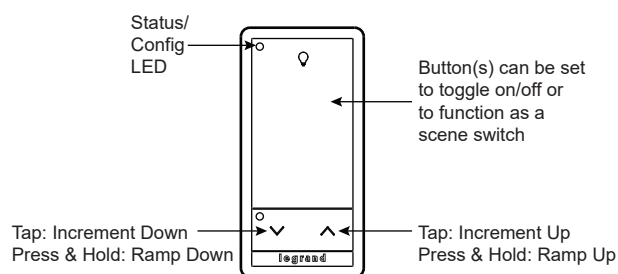
PROJECT		LOCATION/ TYPE	
---------	--	-------------------	--

SPECIFICATIONS

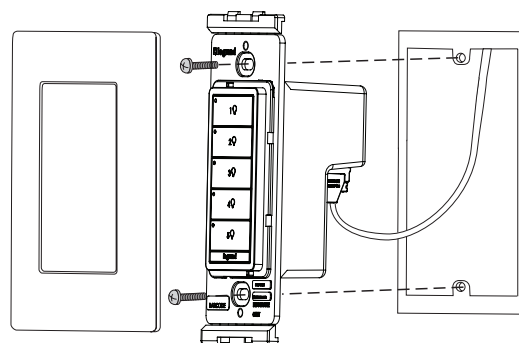
- Input voltage: 22.5 VDC from GreenBus network
- GreenBus connection: Two removable GreenBus push-in terminals included
- Many button and rocker configurations; LED status indicator for each button
- Operating conditions: for indoor use only; 32-131°F (0-55°C); 5-95% RH, non-condensing
- UL and cUL listed (UL916)
- FCC Part 15 Class B compliant
- RoHS Compliant
- Product Environmental Profile (PEP)
- Complies with Electromagnetic Compatibility (EMC) Standards: EN 55032:2015+A11:2020+A1:2020; EN 55035:2017+A11:2020

CONTROLS & MOUNTING

Button and LED Functionalities



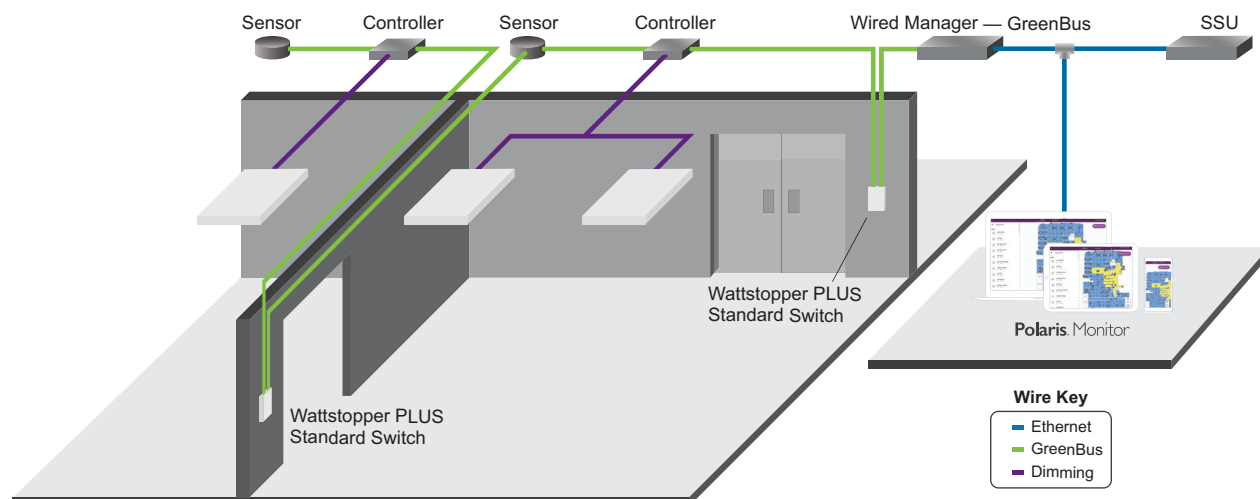
Mounting



SW Series Switches fit in standard single gang boxes.

SYSTEM OVERVIEW

GreenBus technology makes wiring fast and error-free, since it's intuitive to install.



ORDERING INFORMATION

Catalog #		Color	Description	Communication Network
<input type="checkbox"/>	EN-SW-11-GB2-WH	White	1-Button, 1-Rocker Standard Wall Switch Common Application Single-zone Dimming	Wired GreenBus
<input type="checkbox"/>	EN-SW-11-GB2-LA	Light Almond		
<input type="checkbox"/>	EN-SW-11-GB2-IV	Ivory		
<input type="checkbox"/>	EN-SW-11-GB2-GRY	Gray		
<input type="checkbox"/>	EN-SW-11-GB2-BK	Black		
<input type="checkbox"/>	EN-SW-11-GB2-BR	Brown		
<input type="checkbox"/>	EN-SW-11-GB2-RED	Red		
<input type="checkbox"/>	EN-SW-20-GB2-WH	White	2-Button Standard Wall Switch Common Application Single or Dual-zone On/Off	Wired GreenBus
<input type="checkbox"/>	EN-SW-20-GB2-LA	Light Almond		
<input type="checkbox"/>	EN-SW-20-GB2-IV	Ivory		
<input type="checkbox"/>	EN-SW-20-GB2-GRY	Gray		
<input type="checkbox"/>	EN-SW-20-GB2-BK	Black		
<input type="checkbox"/>	EN-SW-20-GB2-BR	Brown		
<input type="checkbox"/>	EN-SW-20-GB2-RED	Red		
<input type="checkbox"/>	EN-SW-22-GB2-WH	White	2-Button, 2-Rocker Standard Wall Switch Common Application Dual-zone Dimming	Wired GreenBus
<input type="checkbox"/>	EN-SW-22-GB2-LA	Light Almond		
<input type="checkbox"/>	EN-SW-22-GB2-IV	Ivory		
<input type="checkbox"/>	EN-SW-22-GB2-GRY	Gray		
<input type="checkbox"/>	EN-SW-22-GB2-BK	Black		
<input type="checkbox"/>	EN-SW-22-GB2-BR	Brown		
<input type="checkbox"/>	EN-SW-22-GB2-RED	Red		
<input type="checkbox"/>	EN-SW-41-GB2-WH	White	4-Button, 1-Rocker Standard Wall Switch Common Application Multi-zone Scene Control	Wired GreenBus
<input type="checkbox"/>	EN-SW-41-GB2-LA	Light Almond		
<input type="checkbox"/>	EN-SW-41-GB2-IV	Ivory		
<input type="checkbox"/>	EN-SW-41-GB2-GRY	Gray		
<input type="checkbox"/>	EN-SW-41-GB2-BK	Black		
<input type="checkbox"/>	EN-SW-41-GB2-BR	Brown		
<input type="checkbox"/>	EN-SW-41-GB2-RED	Red		
<input type="checkbox"/>	EN-SW-50-GB2-WH	White	5-Button Standard Wall Switch Common Application Multi-zone Load Control	Wired GreenBus
<input type="checkbox"/>	EN-SW-50-GB2-LA	Light Almond		
<input type="checkbox"/>	EN-SW-50-GB2-IV	Ivory		
<input type="checkbox"/>	EN-SW-50-GB2-GRY	Gray		
<input type="checkbox"/>	EN-SW-50-GB2-BK	Black		
<input type="checkbox"/>	EN-SW-50-GB2-BR	Brown		
<input type="checkbox"/>	EN-SW-50-GB2-RED	Red		
<input type="checkbox"/>	ENGRAVE-VCHR-EN	N/A	Voucher for customized icons or text (one button set)	N/A